



*100k Opportunity Event. Photo credit: James Edward*

**WORKFORCE SOLUTIONS**  
**G R E A T E R D A L L A S**

## August Briefing Materials

August 16, 2017

7:30 A.M.

Ross Tower 500 N. Akard St., Suite 2600, Dallas, Texas 75201

A proud partner of the  American Job Center network

**BOARD OF DIRECTORS MEETING**

August 16, 2017 – 7:30 a.m.

Dallas Regional Chamber, 500 N. Akard St., Suite 2600, Dallas, Texas 75201

**Amended 08/09/17**

Call to Order — Ellen Torbert, Chair

Public Comment

**Report from Finance Committee Meeting**

**Action**

- Presentation and Approval of 2016 Audit
- Renewal of Risk Management Coverage

Declaration of Conflict of Interest

Chairman's Comments

**Consent Agenda**

**Action**

- Review and Approval of May 17, 2017 Meeting Minutes
- Approval of Training Providers and Vendors
- Contracts and Purchases
- Endorsement of External Grant Applications and Agreements

**Means, Ends and Expectations**

**Discussion/Action**

- Monthly Performance Analysis
- Monthly Financial Analysis
- Employer Engagement – Business Services Plan

**Closed Session Meeting with Board Attorney; Closed Meeting Pursuant to §551.071 Texas Open Meetings Act**

**President's Briefing**

**Discussion/Action**

- Leases – Pleasant Grove, Carrollton, DISD - AEL and Irving
- Quality Assurance
- Adult Education and Literacy (AEL) Program Summary and Outcomes
- Authorization of Contracts, Partnerships, and Agreements
  - Contract Authorization and Ratifications
  - Review and selection based on procurement of Computer & Printer Services
- Community Survey (Why Not Work?)
- Policy
- Legislative Update

**General Discussion/Other Business**

**Adjourn**

Persons with disabilities who plan to attend this meeting and who may need auxiliary aids, services, or special accommodations, should contact Workforce Solutions at 214-290-1000, two (2) working days prior to the meeting, so that appropriate arrangements can be made.

*\*Meetings are held at Ross Towers, 500 N. Akard St., Suite 2600, Dallas, Texas 75201 at 7:30 A.M., unless otherwise noted.*

**2017 Monthly Meeting Schedule – Wednesday Meeting Dates**

<b>August 16, 2017</b>	Presentation and Acceptance of the Annual Audit
<b>September 20, 2017</b>	Approve New FY Contracts (Workforce, Childcare, Youth, Professional Services)
<b>September 29, 2017</b>	Careers in Texas Industries Event, Dallas Market Hall – North Hall
<b>October 4, 2017</b>	100K Opportunity Fair, Southwest Mall
<b>October 18, 2017</b>	Welcome New & Returning Board Directors, Awards Ceremony, Annual Meeting, Election of Officers and Renewal of Staff Health Benefits, CEO Evaluation by the Full Board
<b>November 9, 2017</b>	Red, White and You! Statewide Hiring Fair (attendance optional)
<b>November 29 – December 1, 2017</b>	TWC 21st Annual Conference, Dallas Sheraton Hotel (registration open, please contact Barbara Stein)

**2018 Monthly Meeting Schedule – Wednesday Meeting Dates**

<b>February 21, 2018</b>	Approve Annual Budget and Engage Auditors
<b>April 18, 2018</b>	Strategic Overview
<b>May 16, 2018</b>	Procurement and Contracts
<b>August 15, 2018</b>	Presentation and Acceptance of the Annual Audit
<b>September 19, 2018</b>	Approve New FY Contracts (Workforce, Childcare, Youth, Professional Services)
<b>October 17, 2018</b>	Welcome New & Returning Board Directors, Awards Ceremony, Annual Meeting, Election of Officers and Renewal of Staff Health Benefits, CEO Evaluation by the Full Board
<b>TBA</b>	Red, White and You! Statewide Hiring Fair (attendance optional)
<b>TBA</b>	TWC 22 <sup>nd</sup> Annual Conference, (attendance optional)

Board of Directors

*Officers: Ellen Torbert, Southwest Airlines, Chair*  
*Bill O'Dwyer, MIINC Mechanical, Vice Chair*  
*Terrance F. Richardson, KPMG, Treasurer*  
*Gilbert Gerst, Bank of Texas, Past Chair*

*Laurie Bouillion Larrea, President*  
*Connie Rash, Secretary*

---

*Irma Allen, HHSC*  
*Tré Black, On-Target Supplies and Logistics*  
*Cristina Criado, Criado and Associates*  
*Rolinda Duran, Texas Workforce Solutions, Vocational Rehabilitation Services*  
*Angela Farley, Dallas Regional Chamber*  
*Kevin Faulkner, Texas Workforce Commission*  
*Susan Hoff, United Way of Metropolitan Dallas*  
*Carter Holston, NEC Corporation of America*  
*Jim Krause, Krause Advertising*  
*Leonor Marquez, Los Barrios Unidos Community Clinic*  
*Dr. Joe May, Dallas County Community College District*  
*Dr. Michael McFarland, Lancaster ISD*  
*Kerry McGeath, Desoto Public Library*  
*Jason Oliver, AT&T*  
*Niki Shah, Baylor Scott & White*  
*James Stubbs, Kroger Food Stores*  
*Lee Ann Valerio, Region 10 ESC*  
*Mark York, Dallas AFL-CIO*  
*Gabriella Draney Zielke, Tech Wildcatters*

# Finance Committee Meeting

August 1, 2017, 8:30 a.m.

## **Committee Members Attending:**

Terrance Richardson, WFS Greater Dallas Board Treasurer, Committee Chair  
Leonor Marquez, Committee Member (via phone)

## **Guests Presenters:**

Kevin Smith, CPA, Audit Partner and  
Michelle Buss, Audit Manager with Crowe Horwath Accounting Firm

## **Staff Attending:**

Laurie Bouillion Larrea, President  
Mike Purcell, Chief Financial Officer  
Connie Rash, Senior Vice President  
Ashlee Verner, Accounting Manager

Meeting was called to order at 8:40 a.m. by the Board Treasurer and Committee Chair, Terrance Richardson. Due to an absence of quorum, the members present chose to review all materials and make informal recommendations.

## **I. Acceptance of 2016 Audit**

Crowe Horwath representative Kevin Smith, Audit Partner for Crowe Horwath and Michelle Buss, Audit Manager attended. Crowe Horwath completed our 2016 Annual Audit and presented the report to the committee noting the following:

- Unmodified opinion
- No significant deficiencies or material weaknesses
- No findings or questioned costs
- No management letter necessary

The committee participated in discussions including a closed session with the auditors and recommends the report for Board acceptance.

## **II. Ratification of Insurance Policies**

The Committee reviewed the renewal of Annual Insurance Policies in keeping with our Risk Management and recommends ratification.

**RECOMMENDATION:** In light of an absence of quorum, please accept these items for consideration and approval based upon staff recommendation with the endorsement of those in attendance – recommendation the acceptance of the 2016 Annual Audit and ratification of Insurance Policies.

**Consent Item – A**  
**Review and Approval of Meeting Minutes May 17, 2017**

Directors Present	Directors Present(cont'd)	Directors Absent
Irma Allen	Jason Oliver	Cristina Criado
Tré Black	Dr. Michael McFarland	Holly Crowder
Angela Farley	Terrance Richardson, Treasurer	Rolinda Duran
Kevin Faulkner	Niki Shah	Elaine Lantz
Susan Hoff	James Stubbs	Kerry McGeath
Gilbert Gerst	Ellen Torbert, Chair	Bill O'Dwyer, Vice Chair
Carter Holston	Lee Ann Valerio	Dr. Joe May
Jim Krause	Mark York	Gabriella Draney Zielke
Leonor Marquez		

**MINUTES**

**Call To Order/Welcome**

Chair, Ellen Torbert called the Board of Directors' meeting to order at 7:35 a.m. and welcomed everyone in attendance. A quorum was present.

**Closed Session-Meeting with Board Attorney; Closed Meeting Pursuant to §551.071 Texas Open Meetings Act**

Convened at 7:37 a.m.

Reconvened at 7:55 a.m.

**Action Pursuant to Closed Session**

Chair, Ellen Torbert made the motion to ratify two personnel decisions that were made in closed session. The motion passed with Terry Richardson seconding and one abstention, Kevin Faulkner.

**Public Comment** – Elizabeth Morrison, ResCare Services, briefed the board on the 100K Opportunity Youth event scheduled for May 19<sup>th</sup>, 2017.

**Declaration of Conflict of Interest** - Kevin Faulkner and Terrance Richardson -TWC and any other state agency matters.

**Chairman's Comments**

Chair, Ellen Torbert introduced and welcomed our new Board of Director, Jason Oliver, Vice President, Talent Acquisition at AT&T. Mr. Oliver said he was looking forward to working on the Board.

Chair Torbert continued briefing the board on the Carlson Design for Community event she attended which focused on transportation for those who want to work.

**Consent Agenda**

**A. Approval of April 19, 2017 Meeting Minutes.**

**B. Approval of Training Providers and Vendors**

It was recommended that the Board give authorization to add to the approved vendors' training programs presented. Programs not recommended are encouraged to resubmit, unless training program is not on the targeted occupations list.

**C. Contracts and Purchases** – There were no items.

**D. Endorsement of External Grants and Partnerships**

Federal and State external funding sources often require review and support from the local workforce development board. Board staff evaluates grants for cost reasonableness, appropriateness of program activities, employer demand, and quality outcomes. These application occupationally request partnership and/or financial support. The following applications were presented to the Board for endorsement.

**Funding Source: Schultz Family Foundation**

Program Overview: WFSDallas submitted a \$250,000 grant to the Schultz Family Foundation to offer workforce services (job placement), data tracking and other services to 2,500 Opportunity Youth with \$250,000 in-kind WIOA youth match. Eligible youth will be co-enrolled in the WIOA youth program to ensure all needs are met.

**Funding Source: DOL Re-entry Demonstration Project**

Program Overview: Anthem Strong Families submits a TYRO champion project to serve individuals 25 and older involved with the justice system. Employment and education are available to ensure long-term employment, sustain a stable residence while addressing other barriers to employment such as substance abuse and mental health issues.

**Funding Source: Toyota 2017 Impact Grant**

- WFSDallas partners with On the Road Lending's "Keys to Employment" project. This project will enable low-income people living in Southern Dallas to access good jobs at the growing Inland Port employment center. On

the Road Lending will contract with WFSDallas for approximately \$157,000 for training, support services and operating costs.

- Transformance, Cedar Valley College, and Harmony CDC proposes a work readiness program that offers soft skills combined with technical training necessary for qualified individuals to find employment within warehouse/logistics and insurance.
- ChildCareGroup and Early Matters propose to promote early childhood education offering mentors, quality curriculum for the classrooms, and materials/equipment that benefit 12 childcare centers.

It was recommended that the Board give authorization to support grant applications, presented above.

Susan Hoff made the motion to approve staff's recommendations on the Consent Agenda. The motion passed with Mark York seconding. There were two abstentions Terrance Richardson and Gilbert Gerst, Item D.

### Means, Ends and Expectations

**A. Monthly Performance Analysis** – President Laurie Larrea referenced Pages 13-16 of the board packet and briefed the board.

Richard Perez further explained the performance analysis.

**B. Monthly Financial Analysis** – President Larrea referenced Pages 19-22 of the board packet and briefed the board.

**C. Employer Engagement** – President Larrea referenced Page 23 and reviewed recent community outreach activities.

She invited participation and register for the upcoming community outreach activities such as the May 19, 2017 - 100K Opportunities Youth & Young Adult Job Fair to be held at the Kay Bailey Hutchinson Convention Center.

### Presidents' Briefing

#### A. Messaging to Outreach Populations

President Laurie Larrea referenced Pages 27 and 28 of the board package. She indicated that staff will continue to work with TrizCom, and update the Board regarding outreach and strategic concepts to motivate workforce participation. It was stated that WFSDallas has the pertinent information within a database, and that they will lead the process on outreach. Rather than a specific proposal to outreach job seekers, staff proposed a more comprehensive report that will guide many choices in the coming year.

#### B. Poverty/Workforce Analysis

WFSDallas proposes to contract for a review and analysis of available data on poverty communities and people who choose unemployment or underemployment and remain on public assistance in Dallas County. Please find the two maps and charts explaining the landscape in Dallas County representing SNAP (food stamps) and TANF (welfare) customers by zip code. WFSDallas proposed procuring a credible group to analyze the data, perform significant in-person interviews, validate community support systems and challenges, and provide a draft report to WFSDallas no later than September 8<sup>th</sup>. The draft will be reviewed by staff and the Board of Directors for final publication with recommendations for the September board meeting. Due to the quick turnaround and depth of field work, we anticipate a cost of not to exceed \$40,000, but based upon competition and quality. This is an investment, useful to us in outreach, and beneficial to other Dallas projects.

It was recommended that the board give authorization to contract with a credible group for the best price for quality based upon procurement; to deliver a draft report to the Board in September with the following taskforce in place: Taskforce will consist of the following board directors: James Stubbs, Niki Shah, Tre' Black, Dr. Michael McFarland, Jim Krause and Susan Hoff.

Lee Ann Valerio made the motion to accept the staff's recommendation. The motion passed with Angela Farley seconding.

President Larrea referenced the WFSDallas' Dallas County Demographics handout.

#### C. Authorization of Contracts, Partnerships, and Agreements

##### I. Amendment to Existing Contracts

It is necessary to add available funds to existing contracts to offer additional services to our workforce system customers. The existing contract amendments include:

- **ChildCareGroup (Child Care Assistance Services Contract)** – Add \$19,747 recoupment funds for direct care services; and
- **Dallas County Community College District (AEL Contract)** – Add \$37,629 Career Navigator funds for staffing; and
- **ResCare Workforce Services (Workforce System Contract)** – Add \$500,000 TANF funds, \$182,139 WOO funds; and reallocation of WIOA funds specific to the retail sector training to allow for operation costs to cover a staff position.

It was recommended that the Board give authorization to amend the existing contracts as presented above.

##### II. Workforce Innovation and Opportunity Act (WIOA)

The new program year for WIOA begins July 1, 2017. It is anticipated that there will be implementation strategies and decisions to be made prior to the August Board of Directors' meeting. Staff requested Board authorization for the President to take action through August for authorization of contracts, policies and re-contracting issues for WIOA and other funding streams, as appropriate. These items will be discussed and brought back to the Board for approval and ratification.

It was recommended that the Board give authorization to give the President authorization to take action for contracts and policy issues for WIOA and other workforce funding streams as appropriate. These items will be brought back to the Board in August for ratification.

### **III. Procurement of Management and Operation – Dallas Workforce System**

WFSDallas released procurement on April 4, 2017 with a deadline of May 4, 2017. The Board received two proposals from ResCare Workforce Services and Grant Associates. Submitted proposals were competitively scored based on the criteria: organization capability and capacity, demonstrated performance/effectiveness, customer service delivery design, transition/implementation, financial management and organizational stability, and price/cost analysis/value.

Based on the evaluations, ResCare Workforce Services was the highest scoring proposal to provide workforce system operations for Dallas County. ResCare Workforce Services with a final score of 77.8 and Grant Associates with a final score of 65.6. Only ResCare Workforce Services met the Board's scoring threshold of 70 or above.

Although ResCare services received the highest score and will provide continuity of services, reviewers expressed several concerns: indirect rate is proposed at a higher percentage; profit is proposed at an increased percentage and was requested to pay quarterly which is not available; proposed costs for direct customer services is only a fraction of the expectation in Dallas; higher security cost must be validated; and proposed staffing model requires greater efficiency and lower pricing.

It was recommended that the Board give authorization to negotiate a contract with ResCare Workforce Services to provide workforce system operations for the period of October 1, 2017 through September 30, 2018 with an option of three additional years. Negotiations items include: program design, staffing, budget, profit, indirect cost and return on investment.

### **IV. Procurement of Agency Insurance Coverages, Health Insurance and Office Lease/Office Lease Renewal or Relocation Broker Services Request for Information (RFI)**

Staff released procurement on April 4, 2017 with proposals due April 27, 2017. We received the following proposals:

- Proposal from **MHBT, A Marsh & McLennan Agency, Dallas** for Agency Insurance Coverages,
- Proposal from **Captiva Benefit Solutions, LLC, Southlake** for Health Insurance, and
- Proposals from: **CBRE Group, Inc. and JLL, Dallas** for Office Lease/Office Lease Renewal or Relocation

The proposals were evaluated based on the criteria: scope of services, demonstrated competence, and qualifications and experience. All proposals submitted met the Board's scoring threshold of 70 or above. Both CBRE and JLL presented exemplary services, and the scoring was very close. We have successfully worked with both companies over the years.

It is important to note that current procurement cycles allow for initial one-year contract and renewal of services on an annual basis not to exceed five (5) years. Due to rapidly changing economy and landscape, a more frequent procurement cycle will be used for many other contracts. Service agreements may be modified to re-procure after four years.

It was recommended that the Board give authorization to approve the following companies for Broker Services for contracts

- **MHBT, A Marsh & McLennan Agency**, for Agency Insurance Coverages
- **Captiva Benefit Solutions, LLC** for Health Insurance
- **CBRE Group, Inc.** for Office Lease/Office Lease Renewal or Relocation

### **V. Technology Services - Business Class Broadband Fiber (Primary Rate Interface) and Data Internet Services Request for Quotations (RFQ)**

Staff released procurement on April 4, 2017 with proposals due April 27, 2017. The Board received five (5) proposals from: AT&T Corporation, Birch Communications, Charter Communications Holding LLC, Hyercore Networks Inc., and TPx Communications. Birch Communications is the current contractor delivering services for Business Class Broadband Fiber (PRI) and Data Internet services.

All proposals were evaluated based on the following criteria in the Request for Quotations: demonstrative ability to provide services, experience and qualifications and cost. TPx Communications was the highest scoring proposal with competitive pricing for services.

It was recommended that the Board give authorization to negotiate a 36-month agreement with TPx Communications to provide Business Class broadband Fiber (PRI) and Data Internet Services at an annual cost \$124,776 plus applicable taxes. Provided the services are satisfactory and on time, additional authorization to increase from 20 to 50 Mbps not to exceed \$151,464 annually. This is a critical service, and transitioning from our existing provider no later than September 30, 2017 is a critical factor.

## **D. Leases**

### ***I. Vocational Rehabilitation Space Planning***

WFSDallas met with TWC on May 4, 2017 to conduct space planning for the TWC Vocational Rehabilitation staff and existing offices. WFSDallas has the obligation to incorporate staff into workforce centers, and add workforce staff to VR centers - using the best of what is available. WFSDallas will start with two or three offices (retrofitting cubes to provide walled offices for counselor privacy). Some options were discussed, but only one or two can be executed immediately. TWC will pay for many of the accommodation costs and will provide funds to WFSDallas for their staff on a shared cost plan.



***II. DISD Leases Ending***

In the past week, the board received notice from DISD facilities that the two Dallas ISD locations (Titche Anex and Arcadia Park) that the Board's lease for AEL/ESL classes has become a monetary drain. The Board's use of the schools will end when this lease expires on September 30, 2017. Staff will provide information to CBRE and make their needs known publicly for replacement of this housing. The Board will return with options for approval and signature at the August 2017 meeting.

***III. Pleasant Grove Library***

After extensive delays, construction started on the board's latest lease to open a workforce center in Pleasant Group by September 1, 2017.

It was recommended by staff that the Board give authorization for the President to sign emergency leases if required. It is anticipated that new leases will be returned to the Board for action in August, or in extreme circumstances, ratification.

***E. Quality Assurance and Oversight***

It was recommended that the Board give authorization to designate ChildCareGroup as high risk, including more frequent monitoring and procurement oversight.

Gilbert Gerst made the motion to accept staff's recommendations in President's Briefing Item C, I – V, Item D I-III and Item E. The motion passed with Angela Farley seconding and with one abstention, Jason Oliver, Technology.

General Discussion/Other Business - None

Adjourn at 9:30 a.m.

**Consent Item – B**  
**Approval of Training Providers and Vendors**

**I. Ratification of Vendor to the Approved Vendors’ List**

Staff conducted procurement for electric service provider for the Pleasant Grove Workforce Center. The following were considered in the evaluation process: company's history of providing service, quality of service in the marketplace and competitive **fixed-pricing** for a 36-month service plan.

We obtained service plans from: **Champion Energy Services, Houston; Direct Energy, Houston; and TXU Energy Retail Company LLC (TXU Energy), Irving.** TXU Energy met requirements of the procurement and electric service agreement terms for the Pleasant Grove Workforce Center.

**RECOMMENDATION:** Board ratification to add TXU Energy to the Approved Vendors’ list. Board authorization to elect TXU Energy as electric service provider for the Pleasant Grove Workforce Center location. The ratification and authorization of the TXU Energy electric service (36-month service plan with **fixed-pricing** energy charge at 4.3 cents per kilowatt hour) effective July 6, 2017.

**II. Approval of Training Providers**

Training Provider	Program Name	Cost	Hours	Approved	Not Approved
Academy For Dental Assisting, LLC	Dental Assisting/Assistant	\$3,295	80		x
Alpha Medical Institute	Accounting	\$9,350	790		P
Alpha Medical Institute	Computer & Info. Syst. Manage.	\$4,050	128	x	
Alpha Medical Institute	Computer Net. and Engineering Administration	\$12,500	900		x
Alpha Medical Institute	Medical Assistant	\$9,350	790		x
Alpha Medical Institute	Medical Billing & Coding Technician	\$12,000	790	x	
Careers Instit. of America	A+ Certification Training	\$2,160	80	x	
Careers Instit. of America	Advance Welding Professional	\$12,000	558	x	
Careers Instit. of America	AC, Heating, and Refrigeration Technician	\$12,000	720	x	
Careers Instit. of America	Network Administrator	\$12,000	738	x	
Dallas Career Institute	Medical Assistant Program	\$15,850	722		x
Dallas Career Institute	Pharmacy Technician Training Program	\$5,000	300	x	
New Era Train. Cntr., Inc.	Online Pre-Paralegal studies program	\$8,200	225		P
New Horizons Consumer Learning Center of DFW	Business Administration Associate	\$7,500	216	x	
New Horizons Consumer Learning Center of DFW	Network Systems Administrator Associate	\$7,500	165	x	
Richland College (DCCCD)	Industrial Logistics Technician	\$4,995	160	x	
Texas State Technical College North Texas	Computer Networking & Systems Administration AAS	\$11,490	1824	x	
Texas State Technical College North Texas	Computer Networking and Systems Administration Certificate 2	\$6,951	1200	x	
Texas State Technical College North Texas	Heating, Ventilation & Air Conditioning Technician Certificate 1	\$7,867	1152	x	

Training Provider	Program Name	Cost	Hours	Approved	Not Approved
Texas State Technical College North Texas	Heating, Ventilation, & Air Conditioning Technology AAS	\$11,967	1648	x	
Texas State Technical College North Texas	Structural Welding Certificate	\$8,476	1072	x	
Trinity Valley Community College (TVCC)	Accounting Certificate	\$9,725	1017	x	
TVCC	Accounting QuickBooks Occupational Skills Award	\$3,292	288	x	
TVCC	Automotive Technology Certificate	\$6,383	1408		x
TVCC	Basic Drafting Certificate	\$4,401	576	x	
TVCC	Beef Cattle Manager Certificate	\$3,112	384		x
TVCC	Business & Office Administration - Office Technology Medical Admin Assistant AAS	\$14,081	1536		x
TVCC	Business and Office Administration - Office Technology AAS	\$13,641	1220		x
TVCC	Business and Office Administration - Office Technology Certificate	\$8,131	864		x
TVCC	CAD/CAM-CNC Certificate	\$3,721	576		x
TVCC	Computer Aided Drafting – Occ. Skills Award	\$3,854	480	x	
TVCC	Computer Science Emphasis in Management Information Systems AAS	\$13,635	1632		x
TVCC	Computer Science Emphasis Software, Mobile and Web Application Certificate	\$4,945	864	x	
TVCC	Correctional Systems Certificate	\$7,048	480		x
TVCC	Cosmetology Certificate	\$8,929	1504		x
TVCC	Cosmetology Student Instructor (2 year minimum)	\$3,996	640		x
TVCC	Cosmetology Student Instructor (Less than 2 Years Experience)	\$5,705	960		x
TVCC	Criminal Justice AAS	\$14,076	1008		x
TVCC	Criminal Justice Law Enforcement Certificate	\$7,073	480		x
TVCC	Digital Photography Certificate	\$7,195	1296		x
TVCC	Drafting & Design Technology AAS	\$12,691	1584		x
TVCC	Drafting Advanced Certificate	\$6,413	912	x	
TVCC	Early Childhood Administrators Certificate	\$9,493	1248		x
TVCC	Early Childhood Development AAS	\$13,000	1568		x
TVCC	Early Childhood Education - Bilingual Para Educator Certificate	\$9,953	921		x
TVCC	Early Childhood Education Certificate	\$9,511	1344		x
TVCC	Early Childhood Para Educator Certificate	\$9,981	1104		x
TVCC	Entrepreneurship Occupational Skill Award	\$3,015	240		x
TVCC	Fire Prevention & Investigations Certificate	\$4,790	912		x
TVCC	Fire Science Administration Certificate	\$6,900	864		x
TVCC	Fire Science Technology AAS	\$12,042	1008		x
TVCC	Information Technology: PC Hardware, Network & Security Occupational Skill Award	\$5,185	864	x	
TVCC	Legal Assistant Technology AAS	\$13,945	1104		x
TVCC	Legal Assistant Technology Certificate	\$8,784	1056	x	
TVCC	Linux & Database Administration Occupational Skill Award	\$3,440	864	x	

Training Provider	Program Name	Cost	Hours	Approved	Not Approved
TVCC	Machining Certificate	\$4,946	576	x	
TVCC	Management AAS	\$14,070	1296		x
TVCC	Management Certificate	\$9,410	1056		x
TVCC	Management Information Systems Certificate	\$6,970	1008		x
TVCC	Manicure Technology	\$4,061	640		x
TVCC	Mechanical Engineering AAS	\$12,871	1472		x
TVCC	Medical Nursing Assistant Certificate	\$7,039	952		x
TVCC	Medical Office Management Certificate	\$6,405	1056		x
TVCC	Medical Transcription Certificate	\$3,956	576		x
TVCC	Nurse Aid for Health Care Occupational Skill	\$2,655	384		x
TVCC	Nursing Assistant Occupational Skill Award	\$4,085	432		x
TVCC	Office Tech. - Administration Tech. Applications	\$2,945	384	x	
TVCC	Ranch Management AAS	\$11,889	1440		x
TVCC	Ranch Management Certificate	\$7,691	1168		x
TVCC	Welding AAS	\$11,490	1488	x	

\*P indicates pending.

**RECOMMENDATION:** Board authorization to approve vendors' training programs as presented above. Those not approved, are not on the target occupations list, or above the board's maximum training cost according to policy.

### III. Texas Rising Star Assessor Services

Workforce Solutions Greater Dallas (WFSDallas) released a Request for Qualifications (RFQ) for Texas Rising Star (TRS) Assessor Services on July 13, 2017. The first deadline for all proposals was no later than August 3, 2017. The purpose of the procurement was to solicit for qualified professionals to provide assessor services to Texas Rising Star (TRS) providers and to child care providers who may be seeking TRS certification in the following Workforce Board areas:

- Workforce Solutions Greater Dallas (WFSDallas) – Dallas County
- Workforce Solutions for Tarrant County (WSTC) – Tarrant County; and
- Workforce Solutions for North Central Texas (WSNCT) - Collin, Denton, Ellis, Erath, Hood, Hunt, Johnson, Kaufman, Navarro, Palo Pinto, Parker, Rockwall, Somervell and Wise Counties.

We received six (6) proposals: **April Watson-Horton/Ability Solutions, Inc.; B.E.C.D.S., Inc.; Katherine Haule; Terasa Banks-Sneed dba Best Practices Consulting; Comprehensive Learning Solutions, LLC; and The Center for Individuals with Exceptionalities, Inc.** Proposals were competitively scored with two proposals not meeting the qualifications, April Watson-Horton/Ability Solutions, Inc. and Comprehensive Learning Solutions, LLC. The payment schedule for TRS vendors is indicated below:

Facility Capacity	Formal Assessment	Annual Monitor	Monitoring Visit	Board Approved Meetings
1-100 Children	\$ 600.00	\$ 400.00	\$ 200.00	
101-200 Children	\$ 900.00	\$ 600.00	\$ 300.00	
201 or more Children	\$ 1,050.00	\$ 700.00	\$ 350.00	
				\$ 50.00

**RECOMMENDATION:** Board authorization to add **B.E.C.D.S., Inc.; Katherine Haule; Terasa Banks-Sneed dba Best Practices Consulting; and The Center for Individuals with Exceptionalities, Inc.** to the vendors' list for Texas Rising Star Assessor Services. The vendor will be reimbursed for services according to the payment structure that was provided in the Request for Qualifications, pending successful negotiations. Additionally, that vendor must meet required background check consistent with 40 TAC, Chapter 745 prior to conducting any work in a child care facility (center or home).

#### **IV. Request for Quotations – Consultant Services for Project Management**

WFSDallas released an RFQ for Consultation Services for Project Management on July 26, 2017 with responses due back on August 3, 2017. WFSDallas received one (1) bid from **Sharon Dehn, Independent Consultant** in response to the RFQ. Following a review of the bid and successful negotiations, staff requests Board approval to contract with Sharon Dehn for consultant services for Project Management at \$1200 per week.

**RECOMMENDATION:** Board authorization to contract with Sharon Dehn for consultant services for project management at \$1200 per week, effective following board action for a period up to four years.

#### ***Consent Agenda Item - C Contracts and Purchases***

##### **I. ResCare Contract Amendment**

In April, the Board approved an amendment to ResCare's existing contract to add funds contingent upon receipt of TWC grant for Summer Earn and Learn. Staff received the grant and amended ResCare's contract adding \$306,540 for summer employment opportunities to 123 youth with disabilities working with Vocational Rehabilitation partners including operating costs.

**RECOMMENDATION:** Board ratification to amend ResCare's existing contract not to exceed \$306,540 for the Summer Earn and Learn project.

##### **II. Dallas LEAP2**

In November, the Board authorized contracts with Dallas County Sheriff's Department and the Dallas County Community College District for pre- and post-release services to 225 inmates within government correctional facilities. Following recent contract negotiations, staff recommends revised contract amounts not to exceed \$153,206 to the Dallas County Sheriff's Department and \$204,532 to the Dallas County Community College District.

**RECOMMENDATION:** Board ratification to amend the Dallas County Sheriff's Department contract for the amount not to exceed \$153,206 and to contract with Dallas County Community College District for the amount not to exceed \$204,532.

##### **III. 100,000 Opportunities Initiative**

As presented to the Board in May, WFSDallas received \$250,000 from the Schultz Family Foundation for the implementation of three job fairs to target 2,500 Opportunity Youth, with 75% finding work, 80% retaining employment after 6 months, and 77% retaining employment after 12 months. ResCare Workforce Services staff will implement activities planned.

**RECOMMENDATION:** Board ratification to amend ResCare's existing contract for the amount not to exceed \$206,250, effective May 12, 2017.

# BOARD SUMMARY REPORT - CONTRACTED MEASURES

Rolling Performance Periods\*

BOARD NAME: **DALLAS**

**FINAL RELEASE**  
As Originally Published 8/4/2017  
**JUNE 2017 REPORT**

Status Summary		With Positive Performance (+P):	Meeting Performance (MP):	With Negative Performance (-P):	% +P & MP										
Contracted Measures		6	10	2	88.89%										
Source	Measure	Status	% Current Target	Current Target	EOY Target	Current Perf.	One Year Earlier	Two Years Earlier	YTD Num	QTR 1	QTR 2	QTR 3	QTR 4	From	To
Notes									YTD Den						

## Reemployment and Employer Engagement Measures

TWC	Claimant Reemployment within 10 Weeks	MP	97.34%	57.42%	57.70%	55.89%	56.56%	54.48%	23,163	56.61%	59.98%	54.42%	52.40%	4/16	3/17
									41,442						
TWC	# of Employers Receiving Workforce Assistance	MP	103.03%	11,269	10,962	11,610	11,439	11,028	-----	6,345	5,853	4,881	5,026	7/16	6/17
									-----						

## Program Participation Measures

TWC	Choices Full Work Rate - All Family Total	MP	99.09%	48.57%	48.10%	48.13%	43.80%	39.05%	232	49.99%	45.61%	41.63%	55.29%	7/16	6/17
									484						
1	Avg # Children Served Per Day - Discretionary	---	-----	-----	-----	8,603	9,750	n/a	2,245,487	9,287	8,561	8,171	8,384	7/16	6/17
									261						
TWC	Avg # Children Served Per Day - Discretionary (Discrete Month)	-P	88.96%	9,710	9,710	8,638	n/a	n/a	190,040	n/a	n/a	n/a	n/a	6/17	6/17
2									22						

1. For BCY17, TWC is not using "YTD" performance for accountability purposes.

2. For BCY17, TWC is focusing on individual monthly performance for accountability purposes. 98-100% of Target = +P, 95-102% of Target = MP, otherwise -P.

## WIOA Outcome Measures

TWC	Employed/Enrolled Q2 Post Exit – All Participants	+P	111.64%	62.30%	62.30%	69.55%	68.56%	66.36%	59,878	68.82%	68.73%	70.04%	70.62%	7/15	6/16
									86,089						
TWC	Employed/Enrolled Q2-Q4 Post Exit – All Participants	+P	106.42%	80.40%	80.40%	85.56%	84.76%	84.25%	49,113	85.36%	85.22%	86.42%	85.08%	1/15	12/15
									57,401						
TWC	Median Earnings Q2 Post Exit – All Participants	+P	120.76%	\$4,340.00	\$4,340.00	\$5,240.85	\$5,000.12	\$4,620.00	n/a	\$4,779.06	\$5,079.26	\$5,627.14	\$5,625.00	7/15	6/16
									58,847						
TWC	Credential Rate – All Participants	n/a	n/a	n/a	n/a	54.29%	46.85%	51.19%	329	47.37%	57.45%	56.62%	60.81%	1/15	12/15
									606						
DOL-C	Employed Q2 Post Exit – Adult	MP	101.58%	75.20%	75.20%	76.39%	77.09%	69.04%	757	79.15%	75.26%	69.10%	78.11%	7/15	6/16
3									991						
DOL-C	Employed Q4 Post Exit – Adult	MP	103.79%	73.00%	73.00%	75.77%	78.34%	69.25%	807	70.97%	75.50%	77.73%	75.79%	1/15	12/15
3									1,065						
DOL-C	Median Earnings Q2 Post Exit – Adult	-P	90.97%	\$6,500.00	\$6,500.00	\$5,913.00	\$7,090.84	\$5,376.40	n/a	\$6,445.52	\$5,338.90	\$5,799.33	\$4,858.16	7/15	6/16
3									747						
DOL-C	Credential Rate – Adult	MP	101.76%	74.00%	74.00%	75.30%	80.40%	76.04%	509	75.18%	79.76%	71.33%	76.08%	1/15	12/15
3									676						
DOL-C	Employed Q2 Post Exit – DW	MP	100.78%	86.00%	86.00%	86.67%	85.58%	77.68%	195	85.00%	81.48%	92.31%	90.38%	7/15	6/16
3									225						
DOL-C	Employed Q4 Post Exit – DW	MP	102.87%	83.50%	83.50%	85.90%	82.83%	77.97%	268	87.80%	84.38%	86.25%	85.19%	1/15	12/15
3									312						
DOL-C	Median Earnings Q2 Post Exit – DW	+P	105.72%	\$8,070.00	\$8,070.00	\$8,531.67	\$8,157.67	\$7,022.73	n/a	\$8,375.29	\$7,554.56	\$8,197.83	\$9,885.34	7/15	6/16
3									194						
DOL-C	Credential Rate – DW	MP	103.44%	73.50%	73.50%	76.03%	75.21%	77.22%	203	77.50%	65.52%	79.03%	80.60%	1/15	12/15
3									267						

Note: In some cases historic data not available at time of original publication (such as when a new measure is created) has been added to the MPR retroactively to allow trend analysis.

# BOARD SUMMARY REPORT - CONTRACTED MEASURES

Rolling Performance Periods\*

BOARD NAME: **DALLAS**

**FINAL RELEASE**  
As Originally Published 8/4/2017  
**JUNE 2017 REPORT**

Source	Measure	Status	% Current Target	Current Target	EOY Target	Current Perf.	One Year Earlier	Two Years Earlier	YTD Num YTD Den	QTR 1	QTR 2	QTR 3	QTR 4	From	To
--------	---------	--------	------------------	----------------	------------	---------------	------------------	-------------------	--------------------	-------	-------	-------	-------	------	----

## WIOA Outcome Measures

DOL-C 3	Employed/Enrolled Q2 Post Exit – Youth	+P	123.65%	59.80%	59.80%	73.94%	56.92%	68.15%	<u>420</u> 568	70.00%	75.38%	77.48%	72.61%	7/15	6/16
DOL-C 3	Employed/Enrolled Q4 Post Exit – Youth	MP	99.47%	71.50%	71.50%	71.12%	67.92%	68.10%	<u>362</u> 509	66.67%	66.00%	76.92%	74.62%	1/15	12/15
DOL-C 3	Credential Rate – Youth	+P	130.97%	47.60%	47.60%	62.34%	51.88%	66.07%	<u>336</u> 539	53.15%	67.05%	63.48%	75.44%	1/15	12/15

3. YTD results are impacted by seasonality and differing casemixes quarter-to-quarter which makes comparison of partial YTD performance to Year End target problematic since the Year End target was based on changes from the BCY16 performance period to the BCY17 performance period and partial periods won't include all of those changes.

Note: In some cases historic data not available at time of original publication (such as when a new measure is created) has been added to the MPR retroactively to allow trend analysis.

# BOARD SUMMARY REPORT - CONTRACTED MEASURES

Year-to-Date Performance Periods\*

BOARD NAME: **DALLAS**

**FINAL RELEASE**  
As Originally Published 8/4/2017  
**JUNE 2017 REPORT**

Status Summary		With Positive Performance (+P):	Meeting Performance (MP):	With Negative Performance (-P):	% +P & MP											
Contracted Measures		6	10	2	88.89%											
Source	Measure	Status	% Current Target	Current Target	EOY Target	Current Perf.	Prior Year End	2 Years Ago YE	YTD Num	YTD Den	QTR 1	QTR 2	QTR 3	QTR 4	From	To
Notes																

## Reemployment and Employer Engagement Measures

TWC	Claimant Reemployment within 10 Weeks	MP	96.45%	57.70%	57.70%	55.65%	57.09%	55.16%	17,184	30,881	59.98%	54.42%	52.40%		7/16	3/17
TWC	# of Employers Receiving Workforce Assistance	MP	104.60%	9,025	10,962	9,440	12,190	11,413	-----	-----	5,853	4,881	5,026		10/16	6/17

## Program Participation Measures

TWC	Choices Full Work Rate - All Family Total	MP	98.77%	48.10%	48.10%	47.51%	45.76%	40.95%	220	465	45.61%	41.63%	55.29%		10/16	6/17
1	Avg # Children Served Per Day - Discretionary	---	-----	-----	-----	8,372	9,886	9,257	1,632,532	195	8,561	8,171	8,384		10/16	6/17
TWC	Avg # Children Served Per Day - Discretionary (Discrete Month)	-P	88.96%	9,710	9,710	8,638	n/a	n/a	190,040	22	n/a	n/a	n/a	n/a	6/17	6/17

1. For BCY17, TWC is not using "YTD" performance for accountability purposes.

2. For BCY17, TWC is focusing on individual monthly performance for accountability purposes. 98-100% of Target = +P, 95-102% of Target = MP, otherwise -P.

## WIOA Outcome Measures

TWC	Employed/Enrolled Q2 Post Exit - All Participants	+P	111.64%	62.30%	62.30%	69.55%	68.56%	66.36%	59,878	86,089	68.82%	68.73%	70.04%	70.62%	7/15	6/16
TWC	Employed/Enrolled Q2-Q4 Post Exit - All Participants	+P	106.42%	80.40%	80.40%	85.56%	84.76%	84.25%	49,113	57,401	85.36%	85.22%	86.42%	85.08%	1/15	12/15
TWC	Median Earnings Q2 Post Exit - All Participants	+P	120.76%	\$4,340.00	\$4,340.00	\$5,240.85	\$5,000.12	\$4,620.00	n/a	58,847	\$4,779.06	\$5,079.26	\$5,627.14	\$5,625.00	7/15	6/16
TWC	Credential Rate - All Participants	n/a	n/a	n/a	n/a	54.29%	46.85%	51.19%	329	606	47.37%	57.45%	56.62%	60.81%	1/15	12/15
DOL-C	Employed Q2 Post Exit - Adult	MP	101.58%	75.20%	75.20%	76.39%	77.09%	69.04%	757	991	79.15%	75.26%	69.10%	78.11%	7/15	6/16
DOL-C	Employed Q4 Post Exit - Adult	MP	103.79%	73.00%	73.00%	75.77%	78.34%	69.25%	807	1,065	70.97%	75.50%	77.73%	75.79%	1/15	12/15
DOL-C	Median Earnings Q2 Post Exit - Adult	-P	90.97%	\$6,500.00	\$6,500.00	\$5,913.00	\$7,090.84	\$5,376.40	n/a	747	\$6,445.52	\$5,338.90	\$5,799.33	\$4,858.16	7/15	6/16
DOL-C	Credential Rate - Adult	MP	101.76%	74.00%	74.00%	75.30%	80.40%	76.04%	509	676	75.18%	79.76%	71.33%	76.08%	1/15	12/15
DOL-C	Employed Q2 Post Exit - DW	MP	100.78%	86.00%	86.00%	86.67%	85.58%	77.68%	195	225	85.00%	81.48%	92.31%	90.38%	7/15	6/16
DOL-C	Employed Q4 Post Exit - DW	MP	102.87%	83.50%	83.50%	85.90%	82.83%	77.97%	268	312	87.80%	84.38%	86.25%	85.19%	1/15	12/15
DOL-C	Median Earnings Q2 Post Exit - DW	+P	105.72%	\$8,070.00	\$8,070.00	\$8,531.67	\$8,157.67	\$7,022.73	n/a	194	\$8,375.29	\$7,554.56	\$8,197.83	\$9,885.34	7/15	6/16
DOL-C	Credential Rate - DW	MP	103.44%	73.50%	73.50%	76.03%	75.21%	77.22%	203	267	77.50%	65.52%	79.03%	80.60%	1/15	12/15

Note: In some cases historic data not available at time of original publication (such as when a new measure is created) has been added to the MPR retroactively to allow trend analysis.



# BOARD SUMMARY REPORT - CONTRACTED MEASURES

Year-to-Date Performance Periods\*

BOARD NAME: **DALLAS**

**FINAL RELEASE**  
As Originally Published 8/4/2017  
**JUNE 2017 REPORT**

Source	Measure	Status	% Current Target	Current Target	EOY Target	Current Perf.	Prior Year End	2 Years Ago YE	YTD Num YTD Den	QTR 1	QTR 2	QTR 3	QTR 4	From	To
Notes															

## WIOA Outcome Measures

DOL-C 3	Employed/Enrolled Q2 Post Exit – Youth	+P	123.65%	59.80%	59.80%	73.94%	56.92%	68.15%	<u>420</u> 568	70.00%	75.38%	77.48%	72.61%	7/15	6/16
DOL-C 3	Employed/Enrolled Q4 Post Exit – Youth	MP	99.47%	71.50%	71.50%	71.12%	67.92%	68.10%	<u>362</u> 509	66.67%	66.00%	76.92%	74.62%	1/15	12/15
DOL-C 3	Credential Rate – Youth	+P	130.97%	47.60%	47.60%	62.34%	51.88%	66.07%	<u>336</u> 539	53.15%	67.05%	63.48%	75.44%	1/15	12/15

3. YTD results are impacted by seasonality and differing casemixes quarter-to-quarter which makes comparison of partial YTD performance to Year End target problematic since the Year End target was based on changes from the BCY16 performance period to the BCY17 performance period and partial periods won't include all of those changes.

Note: In some cases historic data not available at time of original publication (such as when a new measure is created) has been added to the MPR retroactively to allow trend analysis.



Measure	Category 1: Claimant Reemployment						Category 2: WIOA Adult/DW		Category 3: Foster Youth						Category 4: Choices			
	Reemployment within 10 Weeks (% Target)		Reemployment within 10 Wks Wage Replacement		Avg Rank	Overall Rank*	% EE Related to Training		% of Youth Participants Who Are Foster Youth		% Change in Youth Participants Who Are Foster Youth			Avg Rank	Overall Rank*	Choices Full Work Rate - All Family		
	Measure Weight	55%	45%	100%			45%	55%			100%							
Board	Current % Target.	Rank	Current Perf.	Rank	Current Perf.	Rank	Current Perf.	Rank	Current Perf.	Rank	Foster Youth Served		Percent Change	Rank	Current Perf.	Rank		
											Current	Prior Year						
<b>Quartile 1</b>																		
Brazos Valley	101.38%	5	71.16%	4	4.55	5	64.52%	5	1.23%	6	1	4	-75.00%	7	6.55	7	47.54%	7
Concho Valley	112.18%	2	66.05%	6	3.8	4	57.45%	6	3.95%	1	3	4	-25.00%	6	3.75	5	57.32%	3
Golden Crescent	120.08%	1	68.57%	5	2.8	2	52.17%	7	3.70%	2	1	1	0.00%	3	2.55	2	63.83%	2
Middle Rio	101.05%	6	64.77%	7	6.45	7	82.40%	3	0.00%	7	0	0	0.00%	3	4.8	6	54.06%	6
North East	96.97%	7	77.56%	2	4.75	6	68.89%	4	1.89%	4	2	2	0.00%	3	3.45	4	55.60%	5
North Texas	106.10%	3	72.45%	3	3	3	93.10%	2	2.74%	3	2	1	100.00%	2	2.45	1	56.16%	4
Texoma	102.89%	4	79.58%	1	2.65	1	98.08%	1	1.69%	5	1	0	(Infinity)	1	2.8	3	67.66%	1
<b>Quartile 2</b>																		
Deep East	100.42%	5	76.53%	3	4.1	5	58.82%	4	3.33%	3	5	5	0.00%	3	3	3	52.38%	3
Heart of Texas	96.59%	7	80.85%	2	4.75	6	33.33%	7	0.49%	5	1	1	0.00%	3	3.9	4	36.64%	7
Panhandle	105.61%	3	75.39%	4	3.45	2	80.00%	2	8.33%	1	7	5	40.00%	2	1.55	1	59.08%	1
Permian Basin	134.39%	1	62.72%	7	3.7	3	40.43%	6	0.00%	6	0	0	0.00%	3	4.35	5	51.80%	4
South Texas	106.38%	2	65.37%	6	3.8	4	58.06%	5	0.00%	6	0	0	0.00%	3	4.35	5	55.41%	2
Southeast	101.02%	4	86.73%	1	2.65	1	75.00%	3	1.02%	4	2	1	100.00%	1	2.35	2	50.04%	5
West Central	98.85%	6	68.52%	5	5.55	7	85.19%	1	5.66%	2	3	8	-62.50%	7	4.75	7	39.83%	6
<b>Quartile 3</b>																		
Cameron	102.62%	3	91.90%	1	2.1	1	82.20%	3	0.78%	6	2	3	-33.33%	5	5.45	7	51.59%	5
Capital Area	97.75%	5	90.35%	2	3.65	3	72.07%	4	2.42%	4	6	13	-53.85%	6	5.1	5	54.36%	3
Central Texas	94.43%	7	80.78%	4	5.65	7	82.35%	2	2.59%	3	6	16	-62.50%	7	5.2	6	56.33%	2
Coastal Bend	114.79%	1	73.54%	6	3.25	2	45.76%	7	2.95%	2	7	2	250.00%	1	1.45	1	51.46%	6
East Texas	102.84%	2	69.03%	7	4.25	4	66.10%	5	6.88%	1	13	6	116.67%	2	1.55	2	53.61%	4
Rural Capital	97.56%	6	85.85%	3	4.65	6	82.50%	1	0.00%	7	0	3	0.00%	3	4.8	4	58.58%	1
South Plains	100.81%	4	74.74%	5	4.45	5	62.30%	6	2.38%	5	2	2	0.00%	3	3.9	3	51.41%	7
<b>Quartile 4</b>																		
Alamo	101.01%	4	78.48%	7	5.35	6	71.58%	5	5.68%	1	36	72	-50.00%	6	3.75	4	63.13%	1
Borderplex	97.15%	7	82.76%	5	6.1	7	43.69%	6	3.64%	4	10	16	-37.50%	5	4.55	6	52.82%	5
Dallas	97.34%	6	91.92%	1	3.75	4	75.50%	3	2.58%	5	21	22	-4.55%	3	3.9	5	48.13%	7
Gulf Coast	110.75%	1	82.24%	6	3.25	3	34.30%	7	5.07%	2	63	61	3.28%	2	2	1	49.85%	6
Lower Rio	101.90%	2	86.95%	2	2	1	91.04%	2	0.80%	7	3	0	(Infinity)	1	3.7	3	62.91%	2
North Central	100.59%	5	84.66%	4	4.55	5	74.35%	4	1.83%	6	6	12	-50.00%	6	6	7	59.85%	3
Tarrant County	101.13%	3	86.92%	3	3	2	92.91%	1	4.12%	3	22	28	-21.43%	4	3.55	2	55.42%	4
From	4/1/16		4/1/15				10/1/15		7/1/16				7/1/16				7/1/16	
To	3/31/17		3/31/16				9/30/16		6/30/17				6/30/17				6/30/17	

\*(Based on Average Rank)

\*\* Wage Replacement data is not available until the final release of the second month of each quarter. Until it is available, data from the prior quarter will continue to be used for scoring purposes.

## Means, Ends, and Expectations Monthly Expenditure Report - June 2017

Denotes low expenditures

Contract Name	Contract #	End Date	Budget	Expenses	Expended	Expected	Obligations	Total Expenses + Obligations	% Expenses Obligations
WIOA-YOUTH-PROGRAM	0615WOY000	6/30/2017	\$ 4,410,506.06	\$ 4,410,506.06	100.00%	100.00%	\$ -	\$ 4,410,506.06	100.00%
WIOA-YOUTH-ADMIN	0615WOY000	6/30/2017	\$ 438,586.94	\$ 438,586.94	100.00%	100.00%	\$ -	\$ 438,586.94	100.00%
<b>TOTAL YOUTH</b>			<b>\$ 4,849,093.00</b>	<b>\$ 4,849,093.00</b>	<b>100.00%</b>	<b>100.00%</b>	<b>\$ -</b>	<b>\$ 4,849,093.00</b>	<b>100.00%</b>
WIOA-ADULT-PROGRAM	0615WOA000	6/30/2017	\$ 4,345,117.00	\$ 4,345,117.00	100.00%	100.00%	\$ -	\$ 4,345,117.00	100.00%
WIOA-ADULT-ADMIN	0615WOA000	6/30/2017	\$ 482,790.00	\$ 482,790.00	100.00%	100.00%	\$ -	\$ 482,790.00	100.00%
<b>TOTAL ADULT</b>			<b>\$ 4,827,907.00</b>	<b>\$ 4,827,907.00</b>	<b>100.00%</b>	<b>100.00%</b>	<b>\$ -</b>	<b>\$ 4,827,907.00</b>	<b>100.00%</b>
WIOA-DISLOCATED -PROGRAM	0615WOD000	6/30/2017	\$ 4,503,761.12	\$ 4,503,761.12	100.00%	100.00%	\$ -	\$ 4,503,761.12	100.00%
WIOA-DISLOCATED-ADMIN	0615WOD000	6/30/2017	\$ 386,716.88	\$ 386,716.88	100.00%	100.00%	\$ -	\$ 386,716.88	100.00%
<b>TOTAL DISLOCATED WORKER</b>			<b>\$ 4,890,478.00</b>	<b>\$ 4,890,478.00</b>	<b>100.00%</b>	<b>100.00%</b>	<b>\$ -</b>	<b>\$ 4,890,478.00</b>	<b>100.00%</b>
<b>TOTALS</b>			<b>\$ 14,567,478.00</b>	<b>\$ 14,567,478.00</b>	<b>100.00%</b>	<b>100.00%</b>	<b>\$ -</b>	<b>\$ 14,567,478.00</b>	<b>100.00%</b>
WIOA-YOUTH-PROGRAM	0616WOY000	6/30/2018	\$ 3,799,116.00	\$ 1,251,055.79	32.93%	80.00%	\$ 2,342,086.74	\$ 3,593,142.53	94.58%
WIOA-YOUTH-ADMIN	0616WOY000	6/30/2018	\$ 422,123.00	\$ -	0.00%	80.00%	\$ -	\$ -	0.00%
<b>TOTAL YOUTH</b>			<b>\$ 4,221,239.00</b>	<b>\$ 1,251,055.79</b>	<b>29.64%</b>	<b>80.00%</b>	<b>\$ 2,342,086.74</b>	<b>\$ 3,593,142.53</b>	<b>85.12%</b>
WIOA-ADULT-PROGRAM	0616WOA000	6/30/2018	\$ 3,783,071.00	\$ 2,559,476.40	67.66%	80.00%	\$ 659,315.63	\$ 3,218,792.03	85.08%
WIOA-ADULT-ADMIN	0616WOA000	6/30/2018	\$ 420,340.00	\$ 150,068.97	35.70%	80.00%	\$ -	\$ 150,068.97	35.70%
<b>TOTAL ADULT</b>			<b>\$ 4,203,411.00</b>	<b>\$ 2,709,545.37</b>	<b>64.46%</b>	<b>80.00%</b>	<b>\$ 659,315.63</b>	<b>\$ 3,368,861.00</b>	<b>80.15%</b>
WIOA-DISLOCATED -PROGRAM	0616WOD000	6/30/2018	\$ 3,344,288.00	\$ 1,281,314.43	38.31%	80.00%	\$ 1,800,732.08	\$ 3,082,046.51	92.16%
WIOA-DISLOCATED-ADMIN	0616WOD000	6/30/2018	\$ 371,586.00	\$ -	0.00%	80.00%	\$ -	\$ -	0.00%
<b>TOTAL DISLOCATED WORKER</b>			<b>\$ 3,715,874.00</b>	<b>\$ 1,281,314.43</b>	<b>34.48%</b>	<b>80.00%</b>	<b>\$ 1,800,732.08</b>	<b>\$ 3,082,046.51</b>	<b>82.94%</b>
WIOA-Rapid Response	0616WOR000	6/30/2017	\$ 71,604.00	\$ 71,604.00	100.00%	100.00%	\$ -	\$ 71,604.00	100.00%
WOO-Additional Program Funding	0617WOO000	9/30/2017	\$ 535,710.00	\$ 56,117.05	10.48%	75.00%	\$ 428,514.01	\$ 484,631.06	90.47%
NDW-Texas Oil & Gas	0617-NDW000	12/31/2018	\$ 413,022.00	\$ 12,490.36	3.02%	30.77%	\$ 359,936.03	\$ 372,426.39	90.17%
<b>TOTALS</b>			<b>\$ 12,747,838.00</b>	<b>\$ 5,369,636.64</b>	<b>42.12%</b>	<b>80.00%</b>	<b>\$ 5,230,648.46</b>	<b>\$ 10,600,285.10</b>	<b>83.15%</b>

**Means, Ends, and Expectations  
Monthly Expenditure Report - June 2017**

Denotes low expenditures

Contract Name	Contract #	End Date	Budget	Cumulative Expenses	% Expended	% Expected	Obligations	Total Expenses + Obligations	% Expenses Obligations
<b>WORKFORCE INNOVATION AND OPPORTUNITY ACT</b>									
WIOA FORMULA FUNDS	0615 WIOA FUNDS	6/30/2017	\$ 14,567,478.00	\$ 14,567,478.00	100.00%	100.00%	\$ -	\$ 14,567,478.00	100.00%
WIOA FORMULA FUNDS	0616 WIOA FUNDS	6/30/2018	\$ 12,747,838.00	\$ 5,369,636.64	42.12%	80.00%	\$ 5,230,648.46	\$ 10,600,285.10	83.15%
RESOURCE ADMINISTRATION	0617RAG000	9/30/2017	\$ 8,735.00	\$ 6,957.80	79.65%	75.00%	\$ -	\$ 6,957.80	79.65%
TRADE ACT SERCVICES-2017	0617TRA000	12/31/2017	\$ 1,425,876.00	\$ 495,449.99	34.75%	N/A	\$ 664,091.13	\$ 1,159,541.12	81.32%
<b>Totals</b>			<b>\$ 28,749,927.00</b>	<b>\$ 20,439,522.43</b>	<b>71.09%</b>		<b>\$ 5,894,739.59</b>	<b>\$ 26,334,262.02</b>	<b>91.60%</b>
<b>WAGNER-PEYSER EMPLOYMENT SERVICE</b>									
EMPLOYMENT SERVICES	0617WPA000	12/31/2017	\$ 472,249.00	\$ 226,768.77	48.02%	60.00%	\$ 61,936.36	\$ 288,705.13	61.13%
JAG Grant	0617WPB000	10/31/2017	\$ 90,000.00	\$ 16,848.30	18.72%	66.67%	\$ 69,651.70	\$ 86,500.00	96.11%
WCI-Youth Career Fairs	0616WCI001-3	9/30/2017	\$ 50,000.00	\$ 16,530.73	33.06%	81.25%	\$ -	\$ 16,530.73	33.06%
WCI-Labor Market & Career Information Supp.	"	"	\$ 35,000.00	\$ 24,400.00	69.71%	81.25%	\$ 5,100.00	\$ 29,500.00	84.29%
WCI- ES Accessibility Standards	"	"	\$ 43,381.00	\$ 43,381.00	100.00%	81.25%	\$ -	\$ 43,381.00	100.00%
WCI- Hiring Red, White, And You	"	"	\$ 50,000.00	\$ 39,581.40	79.16%	81.25%	\$ -	\$ 39,581.40	79.16%
WCI- Child Care Quality Conference	"	"	\$ 1,623.00	\$ 1,155.25	71.18%	81.25%	\$ -	\$ 1,155.25	71.18%
WCI- Texas Veterens Leadership Program	"	"	\$ 8,584.00	\$ 6,437.97	75.00%	81.25%	\$ -	\$ 6,437.97	75.00%
WCI- Leadership Academy	"	"	\$ 5,200.00	\$ 5,200.00	100.00%	81.25%	\$ -	\$ 5,200.00	100.00%
WCI- Foster Care Youth Conference	"	"	\$ 739.00	\$ 281.89	38.14%	81.25%	\$ -	\$ 281.89	38.14%
WCI -Careers in Texas Industries Week	"	"	\$ 17,857.00	\$ -	0.00%	81.25%	\$ -	\$ -	0.00%
<b>Totals</b>			<b>\$ 774,633.00</b>	<b>\$ 380,585.31</b>	<b>49.13%</b>		<b>\$ 136,688.06</b>	<b>\$ 517,273.37</b>	<b>66.78%</b>
<b>FOOD STAMP EMPLOYMENT AND TRAINING</b>									
Suppl. Nutrition Assistance Program	0617SNE000	9/30/2017	\$ 1,470,323.00	\$ 1,170,781.71	79.63%	75.00%	\$ 163,988.27	\$ 1,334,769.98	90.78%
<b>Totals</b>			<b>\$ 1,470,323.00</b>	<b>\$ 1,170,781.71</b>	<b>79.63%</b>		<b>\$ 163,988.27</b>	<b>\$ 1,334,769.98</b>	<b>90.78%</b>
<b>TEMPORARY ASSISTANCE FOR NEED FAMILIES</b>									
NONCUSTODIAL PARENT CHOICES PRGM	0617NCP001	9/30/2017	\$ 466,893.00	\$ 335,870.59	71.94%	76.92%	\$ 124,056.09	\$ 459,926.68	98.51%
TEMPORARY ASSISTANCE NEEDY FAMILIES	0617TAN000	10/31/2017	\$ 9,726,815.00	\$ 5,824,950.91	59.89%	75.00%	\$ 3,298,757.76	\$ 9,123,708.67	93.80%
<b>Totals</b>			<b>\$ 10,193,708.00</b>	<b>\$ 6,160,821.50</b>	<b>60.44%</b>		<b>\$ 3,422,813.85</b>	<b>\$ 9,583,635.35</b>	<b>94.02%</b>

**Means, Ends, and Expectations  
Monthly Expenditure Report - June 2017**

Denotes low expenditures

Contract Name	Contract #	End Date	Budget	Cumulative Expenses	% Expended	% Expected	Obligations	Total Expenses + Obligations	% Expenses Obligations	
<b>CHILD CARE SERVICES</b>										
CCF CCMS CHILD CARE	0617CCF000-1	12/31/2017	\$ 37,796,284.00	\$ 21,197,783.49	56.08%	75.00%	\$ 16,129,449.82	\$ 37,327,233.31	98.76%	
CHILD CARE ATTENDANCE AUTOMATION	0617CAA000	11/30/2017	\$ 404,369.00	\$ 264,429.44	65.39%	75.00%	\$ 139,939.56	\$ 404,369.00	100.00%	
CCM CCMS LOCAL INITIATIVE	0617CCM000	12/31/2017	\$ 7,480,890.00	\$ -	0.00%	60.00%	\$ 7,480,890.00	\$ 7,480,890.00	100.00%	
CHILD CARE DFPS	0617CCP000	12/31/2017	\$ 5,628,000.00	\$ 4,964,138.96	88.20%	83.33%	\$ 663,861.04	\$ 5,628,000.00	100.00%	
CHILD CARE QUALITY	0617CCQ000	10/31/2017	\$ 1,516,738.00	\$ 826,256.12	54.48%	69.23%	\$ 666,584.61	\$ 1,492,840.73	98.42%	
CHILD CARE FULLY SUBSIDIZED DIRECT CAI	0617CCC000-1	12/31/2017	\$ 11,027,809.00	\$ 8,489,491.59	76.98%	75.00%	\$ 1,282,317.41	\$ 9,771,809.00	88.61%	
<b>Totals</b>			<b>\$ 63,854,090.00</b>	<b>\$ 35,742,099.60</b>	<b>55.97%</b>		<b>\$ 26,363,042.44</b>	<b>\$ 62,105,142.04</b>	<b>97.26%</b>	
<b>STATE OF TEXAS</b>										
ADULT EDUCATION AND LITERACY	0616AEL001-1	6/30/2018	\$ 7,639,470.00	\$ 6,249,330.86	81.80%	80.00%	\$ 1,071,721.36	\$ 7,321,052.22	95.83%	
ADULT EDUCATION AND LITERACY	0616AEL000-2	8/30/2018	\$ 5,619,309.00		0.00%		\$ -	\$ -		
AEL-CAREER PATHWAY NAVIGATOR	0616AEL000	6/30/2017	\$ 132,921.00	\$ 132,921.00	100.00%	100.00%	\$ -	\$ 132,921.00	100.00%	
<b>Totals</b>			<b>\$ 13,391,700.00</b>	<b>\$ 6,382,251.86</b>	<b>47.66%</b>		<b>\$ 1,071,721.36</b>	<b>\$ 7,453,973.22</b>	<b>55.66%</b>	
<b>GRAND TOTALS</b>			<b>\$ 118,434,381.00</b>	<b>\$ 70,276,062.41</b>	<b>59.34%</b>		<b>\$ 37,052,993.57</b>	<b>\$ 107,329,055.98</b>	<b>90.62%</b>	
<b>PRIVATE</b>										
SUMMER EARN AND LEARN	TWC-VR	8/31/2017	\$ 330,800.00	\$ 48,824.30	14.76%	50.00%	\$ 259,176.72	\$ 308,001.02	93.11%	
DOL-LEAP GRANT	DOL	9/30/2018	\$ 500,000.00	\$ 1,754.01	0.35%	37.50%	\$ 450,000.00	\$ 451,754.01	90.35%	
TEXAS VETERANS COMMISSION	TVC	9/30/2017	\$ 126,000.00	\$ 59,117.92	46.92%	75.00%	\$ -	\$ 59,117.92	46.92%	
AARP-BACK TO WORK +50	AARP	1/31/2018	\$ 12,000.00	\$ 7,582.21	63.19%	46.15%	\$ -	\$ 7,582.21	63.19%	
HCA PARTNERSHIP INITIATIVE	0603WDR000	OPEN	\$ 431,833.04	\$ 382,095.58	88.48%	N/A	\$ -	\$ 382,095.58	88.48%	
<b>Totals</b>			<b>\$ 1,069,833.04</b>	<b>\$ 450,549.72</b>	<b>42.11%</b>		<b>\$ 450,000.00</b>	<b>\$ 900,549.72</b>	<b>84.18%</b>	

**Workforce Solutions Greater Dallas**  
 Statements of Financial Position (Unaudited)  
 June 30, 2017 and December 31, 2016

	<b>6/30/2017</b>	<b>12/31/2016</b>
<b>ASSETS</b>	<b>(Unaudited)</b>	<b>(Audited)</b>
Cash	\$ 1,646,385	2,650,476
Grants receivable	8,428,954	7,917,312
Advances and other receivables	10,283	11,402
Prepaid expenses	98,969	190,882
Investment	501,125	501,125
Equipment, net	—	—
Total assets	<u>\$ 10,685,716</u>	<u>11,271,197</u>
<b>LIABILITIES AND NET ASSETS</b>		
Accounts payable and accrued liabilities	\$ 9,854,343	10,447,917
Employee benefits payable	501,125	501,125
Deferred revenue	45,255	45,255
Total liabilities	<u>10,400,723</u>	<u>10,994,297</u>
Unrestricted net assets	284,993	276,900
Commitments and contingencies		
Total liabilities and net assets	<u>\$ 10,685,716</u>	<u>11,271,197</u>

**Workforce Solutions Greater Dallas**  
 Statements of Activities (Unaudited)  
 Period ended June 30, 2017 and December 31, 2016

	<b>6/30/2017</b>	<b>12/31/2016</b>
	<b>(Unaudited)</b>	<b>(Audited)</b>
<b>Revenues and other support:</b>		
Revenues from grants and contracts	\$ 42,950,680	92,270,015
Other	291,508	134,608
Income from investments:		
Dividends & interest	8,093	14,312
Net realized/unrealized gain		111,553
Total revenues and other support	<u>43,250,281</u>	<u>92,530,488</u>
<b>Expenses:</b>		
Direct program services	41,671,315	89,290,591
Administration	1,570,873	3,098,795
Employee benefits		111,553
Total expenses	<u>43,242,188</u>	<u>92,500,939</u>
Change in unrestricted net assets	8,093	29,549
Net assets, beginning of year	<u>276,900</u>	<u>247,351</u>
<b>Net Unrestricted assets, end of year</b>	<u>\$ 284,993</u>	<u>276,900</u>

## Means, Ends and Expectations – Employer Engagement Business Services Plan

Workforce Solutions Greater Dallas exists to ensure competitive solutions FOR EMPLOYERS through quality people and FOR PEOPLE through quality jobs

It's a well-crafted Mission statement that has served our community for over 20 years. To continue to fulfill that mission, we need to keep pace with the changing workforce needs. Employers today can't find the talent they "need" to remain competitive and continue to grow our regional economy. Most government fund streams are designed around the attributes of our job seekers. It is incumbent upon us to keep the employer customer "front and center" in our strategic solutions for workforce needs.

With this in mind, we propose a departure from the current processes – a realignment of employer services that will heighten awareness of what we offer, and drive talent to our system. Workforce Solutions Greater Dallas' brand awareness among employers has increased substantially over the past two years. **Starbucks, Walmart, DART, and Amazon** are examples of major employers requesting talent recruitment assistance; and quickly seeking a more robust partnership. They and other Dallas employers are seeking sector-based strategies and assistance in staff retention, upskilling, and long-term talent pipeline development.

As you know, we work closely with the other two boards in North Texas and the three larger Chambers of Commerce through the Regional Workforce Leadership Council. This relationship needs to grow stronger "sector-based" partnerships, and our current strategy hasn't produced the best results. Although our contractor, ResCare has provided excellent service in serving the employers who can best utilize our existing job seekers, the system does not drive us to the more universal talent pipeline. This is not the fault of the contractor, but rather the inherent deficiencies in the performance measurements and rewards provided in grants.

We think the Board can better address these issues; and Texas allows us to move this piece of the system. It is the only direct service that can operate at the Board! Our most recent procurement of workforce center management allowed for this reconsideration.

Realignment would require the Board to retain funds at the board level to provide professional staff to provide direct services to employers. These changes will connect the business community to the workforce system, develop and support "targeted industry" groups to affect a coordinated response to talent needs, and promote business investment in workforce development. Most importantly, our efforts will be strategically driven by the board, not just responsive to the limited metrics of a contract.

Under our proposal, ResCare will maintain center-based services that facilitate meeting performance measures which include Rapid Response to employer layoffs, posting and filling new and chronic job postings, conducting specialized testing or other services requested by employers, subsidized employment agreements and tax credits. Their internal team will align to "work" job orders from the talent in WorkInTexas, and continue services to existing businesses without interruption. The ResCare workforce center teams will continue to host job fairs and assist in employer recruitment under the direction of the Board Employer Services staff. We have requested more information from Workforce Solutions North Central Texas that realigned to a similar structure last year. They are excited by their results.

Costs for necessary staff and remaining services will be negotiated with ResCare in the 2017-2018 budget negotiations. Board staff will present a formal Budget Amendment to accommodate the necessary staffing and materials at the Board level.

**RECOMMENDATION:** Board authorization for the realignment of services that includes retaining the function and funds to provide direct Employer Services. The estimated dollars will be determined after negotiation with ResCare, and presented for approval in September.



# WORKFORCESOLUTIONS

## GREATER DALLAS

### MEANS, ENDS, & EXPECTATIONS

DALLAS COUNTY LAYOFFS HAVE INCREASED BY 123% YEAR TO DATE, 196 Q3 2016 AND 437 IN Q3 2017. 100% OF 2017 Q3 LAYOFFS CAN BE ATTRIBUTED TO FINANCE AND INSURANCE SERVICES. IN DALLAS CO., FINANCE AND INSURANCE SERVICES ACCOUNTS FOR 8.7% OF ESTABLISHMENTS AND 5.4% OF EMPLOYEES.

**LAYOFFS IN DALLAS COUNTY UP 123%**  
(YTD 2016 -2017)

SOURCES:TWC

### UNEMPLOYMENT IN DALLAS COUNTY



UNEMPLOYMENT RATE: 4.0% - DECREASED BY 10% WITHIN THE LAST TWO MONTHS. ALIGNED WITH 31 OF 254 OTHER TEXAS COUNTIES SHOWING AN OVER-THE-MONTH UNEMPLOYMENT DECLINE.

SOURCES:BUREAU OF LABOR STATISTICS, TLMR, TWC

### EMPLOYER ATTENDANCE AT WORKFORCE-SPONSORED

### JOB FAIRS

**3,243**

(YTD 2017)

- EMPLOYERS ATTENDED A WORKFORCE SPONSORED JOB FAIR 3,243 TIMES DURING THIS QUARTER.
- ATTENDANCE COULD BE ATTRIBUTED TO THE 129K JOBS CREATED IN THE AREA. THIS YEAR OVER YEAR TOTAL IS THE HIGHEST IN THE NATION BY MSA AND DALLAS COUNTY IS THE FLAGSHIP COUNTY, ADDING OVER 32% OF NEWLY CREATED JOBS

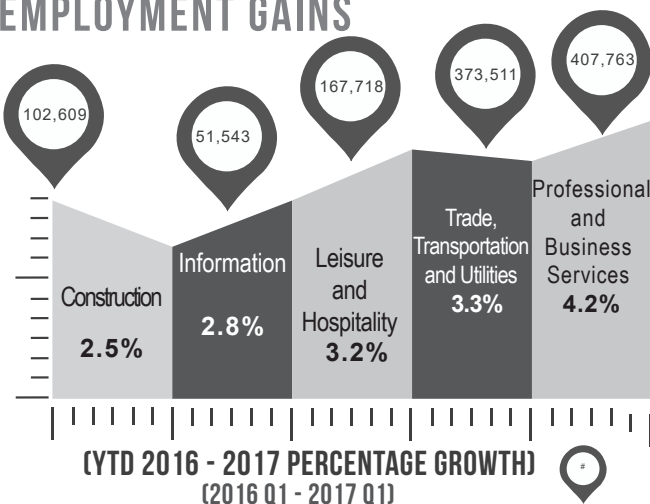
SOURCES:WIT, & BLS

## CORPORATE EXPANSIONS & RELOCATIONS

APPROXIMATELY 36 CORPORATE RELOCATIONS AND EXPANSIONS WITHIN THE LAST TWO YEARS. SIGNIFICANT GROWTH BY INDUSTRY INCLUDES: FINANCIAL SERVICES, TELECOM/DATA, AND HEALTH CARE WITH OVER 150% YEAR OVER YEAR GROWTH.

COMPANY NAME	CITY	NEW JOBS	YEAR ANNOUNCED	LOCATION TYPE
AT&T	Dallas	1,300	2016	Expansion
Amazon.com Inc	Coppell	1,000	2017	New Facility
McKesson Corp	Irving	975	2016	Expansion
Jacobs Inc.	Dallas	700	2016	HQ Relocation
Zale	Dallas	300	2016	Relocation and Expansion
Thomson Reuters	Carrollton	250	2016	Expansion
Saatchi & Saatchi	Dallas	150	2016	New Facility
Heart & Science	Dallas	100	2016	New Facility
OKI Data Americas	Irving	100	2016	HQ Relocation
<b>Total Jobs</b>		<b>4,875</b>		

## EMPLOYMENT GAINS



THE DFW AREA HAS ADDED OVER 89K JOBS. DALLAS COUNTY IS RESPONSIBLE FOR OVER 41K OF THOSE JOBS YTD.

MIDDLE SKILL JOB GROWTH: WITH THE LABOR FORCE GROWING AT EXPONENTIAL RATES AND MIGRATION RESULTING IN 80 HOUSEHOLDS MOVING TO DALLAS CO. PER DAY, INDUSTRIES AFFECTED BY MARKET DEMAND HAVE GROWN ABOVE 3% WITHIN THE PAST YEAR. CONSTRUCTION HAS ADDED OVER 2,400 JOBS YTD

COMPANY LAYOFFS/CLOSING	CITY	NOTICE	# JOBS
Leggett & Platt-Dallas	Dallas	5/12/2017	59
Delek US Holdings, Inc. Alon USA Energy, Inc.	Dallas	5/15/2017	92
Walter Investment Management Corp- Dietech Financial	Dallas	7/12/2017	437
<b>TOTAL</b>			<b>588</b>

25

SOURCES:JOBSEQ

2017 EMPLOYMENT

SOURCES:TWC



Workforce Solutions Greater Dallas/Grand Prairie hiring event in collaboration with Grand Prairie Chamber of Commerce and AARP. Record breaking 291 job seekers attended.



Young Adult Orientation with young adults from Café Momentum @ Southwest Workforce Center that concluded with suit sizing.



June 2017 Richland College - Garland Campus machine operator training graduates!



# UPCOMING EVENTS

**October 4, 2017**  
**100K Opportunities Youth Job Fair 2.0**  
10:30 a.m. to 3:30 p.m.  
Southwest Center Mall

**careers**  
In Texas Industries Week  
#TXCareers

Careers in Texas Industries Week encourages students to explore careers, understand in-demand industries, network with professionals and pursue internships.

**September 29, 2017**  
**Young Adult Fair**  
Dallas Market Center  
North Hall  
9 a.m. to 12:30 p.m.



**Community Outreach Team March 2017 Updates:**

- **Father's Day 2017 "A Father's Love" Community Expo with the Dallas County Housing Agency:** We served over 60 people, providing workforce service information to attendee's
- Community Outreach Team has successfully added 121 new job seekers into WIT since May. Six (6) hires and 1400 job seeker contacts have been documented. 316 job seeker orientations have been documented in WIT.

### President's Briefing – Item A Leases

**Pleasant Grove Workforce Center** continues to experience delays. We have requested additional interior work if the facility is not ready on September 1. CBRE is monitoring the effort. Staff will brief the board on other options and progress status as of our upcoming meeting.




**Dallas Independent School District/ Adult Education and Literacy (AEL) Buildings** were expected to expire on or about October 1, 2017. Through the multiple efforts of the Wilkinson Center and DCCCD, we have combed the neighborhoods for alternate locations. DISD has now offered a one year extension to our existing lease to continue providing AEL services at Titcher Annex and Arcadia Park locations through September 30, 2018. In our last update in May, we believed that the rental was no longer available to us under the existing agreement. We appreciate the offering from DISD. We will continue to search for options coinciding with the September 30, 2018 deadline.










**Carrollton – Potential Workforce Center** is a possibility in the coming year. With the addition of Texas Workforce Commission Vocational Rehabilitation staff, WFSDallas has both a housing need and the additional resources to open new space. We maintain four centers in Dallas and four centers in the adjacent cities with populations of 100,000 or greater. Carrollton has a population of 119,097 residents. The city straddles Dallas and Denton County, and our neighboring board in Denton is interested in a partnership (joint center in Carrollton) to serve the growing population. CBRE found a few locations, and continues to research the area. We will bring this item back in September for further consideration.

**Irving Workforce Center** is one of the sites designated to incorporate Texas Workforce Commission/Vocational Rehabilitation staff before the year ends. To accommodate the licensed counselors, we must provide discrete, walled offices for their daily work. Since funds are restricted for capital improvement, all construction must be negotiated into the lease extensions. The lease expires December 31, 2018, so CBRE is pursuing an extension to the lease to provide for the necessary improvements.

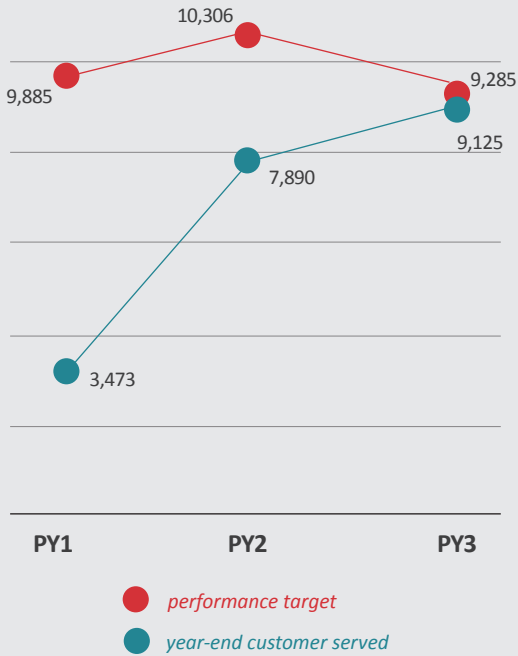
**RECOMMENDATION:** Board authorization to accept the DISD offer to extend the AEL/ESL locations at Titcher and Arcadia Park for one more year, and to monitor Pleasant Grove for timely completion.

Quality Assurance and Oversight – President’s Briefing – Item B

-  Review final with no issues
-  Pending final review
-  Review final with issues

November 2016 ResCare WIOA Adult/WIA Adult DC 07.16		<b>Program Review of Adult -WIA/WIOA.</b> Recommendations were made relating to the following areas: Additional documentation, ITAs, Support Services, Case Management, Performance, Employment, TWIST, and Data Entry. <b>Status:</b> Pending contractor response.
September 2016 ResCare WIOA DW DC 08.16		<b>Program Review of DW- WIA/WIOA.</b> Recommendations were made relating to the following areas: Additional documentation, ITAs, Case Management, Performance, Employment, TWIST, and Data Entry. <b>Status:</b> Pending contractor response.
January 2017 ResCare WIOA Youth		<b>Program Review of Youth- WIA/WIOA.</b> Recommendations were made relating to the following areas: Eligibility, Youth Eligibility, Youth Program Design, Youth Components/Elements, Case Management, Support Services, Employment, TWIST, and Data Entry. <b>Status:</b> Pending contractor response.
February 2017 Gulf Coast Trades WIOA Youth		<b>Program Review of Youth- WIA/WIOA.</b> Recommendations were made relating to the following areas: Eligibility, Youth Eligibility, Youth Program Design, Youth Components/Elements, Case Management, Support Services, Employment, TWIST, and Data Entry. <b>Status:</b> Pending monitor response.
February 2017 Richland College WIOA Youth		<b>Program Review of Youth- WIA/WIOA.</b> Recommendations were made relating to the following areas: Eligibility, Youth Eligibility, Youth Program Design, Youth Components/Elements, Case Management, Support Services, Employment, TWIST, and Data Entry. <b>Status:</b> Pending contractor response.
January 2017 ChildCareGroup Childcare		<b>Fiscal Review of Child Care Services.</b> Recommendations were made relating to the following areas: Expenditure disbursements and procurements. <b>Status:</b> Pending Contractor response and/or re-payment of \$47,047.
January 2017 ChildCareGroup Childcare		<b>Program Review of Child Care Services.</b> Recommendations were made relating to the following areas: Parent share of cost, documentation, actions, data integrity, and relative care information. <b>Status:</b> Pending final monitor report.
July 2017 ResCare Choices		<b>Program Review of CHOICES.</b> Recommendations were made relating to the following areas: eligibility, assessment, family employment plan, family work requirement, allowable activities, participation, case management, support services, non-cooperation, post-employment services, employment outcome tab, and TWIST data entry. <b>Status:</b> Pending contractor response.
July 2017 ResCare ResCare		<b>Fiscal Review of ResCare Workforce Services.</b> Recommendations were made relating to the following areas: personnel costs, non-personnel costs, education and training payments, support services payments. <b>Status:</b> Pending monitor response

**HISTORICAL DATA**



**PY1 - PY3 Consortium Performance Scorecard**

Consortium Partners	PY1			PY2			PY3		
	Planned Target	Customers Served 12+ Hours	Budget	Planned Target	Customers Served 12+ Hours	Budget	Planned Target	Customers Served 12+ Hours	Budget
DCCCD	2,835	315	\$2,111,227	4,650	3,135	\$537,725	5,707	6,002	\$3,744,125
Dallas Public Library	135	129	\$101,720						
Irving ISD	626	504	\$375,629	696	755	\$419,629	801	802	\$544,520
Region 10 ESC	4,665	2,152	\$1,700,000	3,790	2,922	\$2,505,311			
Richland College-Garland Campus				720	110	\$447,120	437	378	\$274,873
Richardson ISD	653	171	\$385,316	725	493	\$396,057	674	513	\$419,520
Wilkinson Center	540	289	\$323,400	700	748	\$447,334	1,660	1,522	\$1,149,950

**EMPLOYER ON-SITE ESL/HSE CLASSES**

**27** employers **700** employee participants



**CAREER PATHWAYS**

**15** programs **505** participants

- Bank of America - Customer Service
- Business Office Systems Support - Office Assistant
- Business Office Systems Support - Software Applications Specialist
- Certified Nursing Assistant
- Community Healthcare Worker
- CompTIA
- DART - Commercial Driver's Preparation
- DART - Police Training
- Early Childhood Development
- Entrepreneurship - Clothing and Textile
- Entrepreneurship - Small Business Administration
- Hospitality Guest Attendant
- Hotel & Tourism
- Logistics Technician
- Patient Care Technician

- American Leather
- Brakebush
- Dambra Steel
- DART
- Data Matique
- DISD
- El Rancho
- Epi Breads
- Garrett Metal Detectors
- HATCO
- HealthCare Interiors
- IISD Employees
- Interceramic
- M&M Manufacturing

- Milano Hats
- Northwood Country Club
- Omni Hotel
- Parkland Hospital
- Richland College Employees
- RISD Employees
- Sanden Vendo
- Saturn Road Church of Christ
- Sheraton Hotel
- Taco Diner
- TeknipleX
- Unity Manufacturing
- Wynnwood Apartments

The DCCCD WorkReadyU DART bus ads played a huge part in driving website and telephone hotline traffic, which helps us reach and exceed our goals!



**PY4 PERFORMANCE TARGETS**

**8,768**

- Basic ESL/HSE/EL Civics - **7,896**
- Career Pathways - **572**
- Intensive Services - **300**
  - Employer On-Site Classes
  - Transition to Re-Entry and Post-Release
  - Internationally Trained Professionals

**RESCARE OUTREACH**

- 5,115** targeted mailouts
- 67** job fairs + hiring events
- 249** employer engagements
- 1,662** orientations
- 3,376** TABE testing

**SHARING OUR STORY**



**2017 Presentations**

- February: TALAE - San Antonio
- April: COABE - Orlando, FL
- May: Atlanta Team Visit - Dallas, TX
- Career Pathways - Galveston, TX
- October: NCPN - St. Louis, MO
- November: CAEL - San Diego, CA
- December: TWC Conference - Dallas, TX

**2,893 - 33%**

- 1st Performance Benchmark - Number of Participants completing 12+ hours by **September 30**

**President's Briefing – D**  
**Authorization of Contracts, Partnerships, and Agreements**

**I. Ratification of Contracts**

In May, Board authorization was given to the President to act on contracts and policy issues for Workforce Innovation Opportunity Act (WIOA) and other workforce funding streams as appropriate. Several contracts were modified with extensions and/or additional funds to cover costs of these services. Ratification of the following contracts is requested:

1. **ResCare Workforce Center Contract Amendment**
  - Supplemental Nutrition Assistance Program Employment & Training (SNAP E&T) – Staff designated \$225,000 to services for SNAP Able-Bodied Adults Without Dependents (ABAWD) customers; and requests to add \$330,000 for SNAP services due to receipt of additional SNAP funds.
2. **ChildCareGroup Contract Amendment**
  - \$1,218,715 in Department of Family and Protective Services (DFPS) funds for direct care; and
  - \$1,256,000 in CCC funds for direct care.

**RECOMMENDATION:** Board authorization to ratify contract amendments with ResCare and ChildCareGroup for amounts not to exceed those presented above.

**II. Adult Education and Literacy (AEL) Contract Ratification**

The Board received program year 4 AEL funds from Texas Workforce Commission (TWC), effective July 1, 2017 through June 30, 2018. With these funds, there were modifications to performance measures and program guidelines. Within our allocation, the funding is specific to new activities such as integrated English literacy and civics education instruction. The overall performance measure was increased slightly from 8,563 to 8,768 with very specific targets. The PY4 performance measures are as follows:

HSE/ESL Target	EL Civics Target	Integrated EI Civics Target	Intensive (work-based, Internationally Trained Professional, Corrections) Target	Integrated Education & Training Target	Transitions Target (duplicated)
7,688	208	347	300	225	787

Staff has negotiated contracts with each of the consortium partners to provide services to meet the performance measures as presented above. All contracts are contingent on receipt of all grant funds from TWC and carryover funds.

AEL Consortium Partners	PY4 Performance Target	Budget
Dallas County Community College District	5760	\$ 3,582,588
Irving ISD	760	\$ 644,230
Richardson ISD	513	\$ 380,674
Richland College-Garland Campus	340	\$ 370,945
Wilkinson Center	1430	\$ 1,084,328
ResCare Workforce Services*		\$ 150,000

*\*ResCare Workforce Services – doesn't provide curriculum, but provides outreach efforts through our workforce system; administers the assessment testing during registration at partner sites; participates at orientations, offers job search and resume workshops, recruitment of employers to host on-site AEL classes for their employees; and on-site job fairs, job readiness and WIOA services at all AEL locations.*

**Recommendation:** Board authorization to contract with the AEL Consortium partners at cost not to exceed as presented above contingent upon receipt of all grant funds.

### III. Review and Selection based on procurement of Computer and Printer Services

Procurement was released on July 13, 2017 for Computer and Printer Services with a due date of August 3, 2017. WFSDallas received one responsive proposal from QNet Technologies. Following a review of the procurement, staff recommends QNet Technologies to provide Computer and Printer services for the Dallas workforce system.

**RECOMMENDATION:** Board authorization to negotiate and contract with QNet Technologies to provide computer and printer services for WFSDallas. The negotiated contract amount will be presented to the Board in September.

### President's Briefing – E Community Survey – “Why Not Work?”

In May, we approached the Board with commissioning a study (working title “Why Not Work?”) and you supported our initiative. Shortly after the meeting and in the process of our research, we found 20+ reports from other major cities with very similar intent. We proceeded to localize our efforts, and begin work. In our research, the Mayor's team apprised me of ongoing work including a community survey, and a paid study from the Office of Economic Development within the City.

The City of Dallas began work on a research study in March 2017 with AECOM titled *Socioeconomic Analysis of the Dallas Workforce: Identifying Economically Isolated Populations and Neighborhoods*. This report is currently still in draft form.

The objective of the report is to identify the populations in the City of Dallas that currently experience the greatest difficulty entering the labor force. Specifically, this study addresses the following key questions:

- Who are the Dallas residents most disconnected from employment?
- Which demographic groups and neighborhood areas suffer disproportionately from unemployment and lack of labor force participation?

The results of this research show the strongest correlation with employment are 1) education, followed by 2) ethnicity, 3) household composition and 4) commute time. The spatial distribution of residents by education, ethnicity, household type and commute time corresponds directly with lower levels of observed employment at the Block Group level in West and South Dallas. **In particular, people with a high-school degree or less, African-Americans, and people living in single-person headed households show the highest negative correlations with employment.** These demographic groups –heavily concentrated in South and West Dallas - face the largest challenges with “onboarding” into the mainstream workforce in Dallas.

The next step in the study is working with another group, Fourth Door to do on-the-ground focused research, (outreach and focus groups) in targeted areas in South and West Dallas. This “on-the-ground” focused research is needed to inform new approaches and strategies for bringing more of Dallas’ diverse population into the formal labor force.

Since the project preceded ours, and we are included at the table, we will hold off on “Why Not Work?” We hope the City will provide adequate information for our purposes.

**President's Briefing Item – F  
Policy**

**CHOICES**

Updates to the CHOICES Guide will assist our customers achieve education and employment goals while benefiting overall performance goals. WFSDallas will modify the existing policy CM0308, Change 1 by offering additional incentives for goals, as defined in the individual assessment and documented in the files and in accordance with the CHOICES Guide and applicable policies.

**Incumbent Worker**

In accordance with Workforce Investment Opportunity Act §134(d)(4); and applicable DOL and TWC policies, WFSDallas is required to define a policy for incumbent worker training. Incumbent worker training is an allowable activity providing employers an opportunity to build and maintain a skilled workforce. Such activity is limited to 20% WIOA Adult and Dislocated Worker funds to afford the cost of providing incumbent worker training. Employers are required to pay for a significant cost of training for employees in the program.

The employer share depends on the size of the employer (at least 10% of the cost for employers with 50 or fewer, 25% of the cost for employers with 51 – 100 employees and 50% of the cost for employers with more than 100 employees).

Criteria for utilization of WFSDallas training funds includes promotion or placement at a living wage (not the training wage for entry level programs), US certified Apprenticeship training and certification; or other substantial industry recognized training and work experience certification. We are reviewing partnership with Amazon for both Web Services and Cyber Security apprenticeship in coordination with DCCCD campuses.

<p><b>RECOMMENDATION:</b> Board authorization to approve CHOICES incentives and Incumbent Worker policies, as presented.</p>
--



## President's Briefing - Item G Legislative Update

**Budget** When Congress returns in September, Republicans will look to find a path forward on a short-term government funding bill and raising the debt ceiling. They have already begun discussions on combining the two must-pass pieces of legislation, both of which will need Democrats to pass. Republicans will likely try to extend the debt ceiling and government funding to December. If they combine them it would allow leadership to try to strike a deal; however, this strategy could anger conservative members who are unlikely to be appeased by the argument that the real fight is in December.

**House Appropriations Committee Approves Labor-HHS-Education Budget** In July, the House Appropriations Committee approved a Labor, HHS and Education budget that would cut the Labor Department (DOL) by 11 percent. The bill provides a total of **\$10.8 billion** in discretionary appropriations for DOL – \$1.3 billion below the FY17 enacted level. The Employment and Training Administration (ETA) would receive \$8.5 billion – a decrease of \$1.5 billion below last year's enacted level and \$848 million above the President's budget request for FY18. This total includes \$2.6 billion for job training grants (a 5% cut to Adult and Youth training and a small cut to Dislocated Workers), and \$84.5 million for YouthBuild. **The bill cuts \$91 million from the dislocated workers national reserve**, provides \$1.69 billion for Job Corps (a decrease of \$16 million over the 2017 enacted level and \$239.7 million above the President's budget request), provides \$284 million for Veterans Employment and Training Service (VETS), (\$5 million above the fiscal year 2017 level), and a \$2.5 million increase to expand the Homeless Veterans Reintegration Program. **The bill eliminates funding for Wagner-Peyser Employment Service State grants.**

The Senior Community Service Employment Program (SCSEP) was transferred out of the Department of Labor to Health and Human Services and cut another \$100 million, down to \$300 million, but above the total elimination proposed in President Trump's budget. Apprenticeship program wouldn't be funded under the Department of Labor.

**Administration Releases Unified Agenda** On July 20th, the Trump administration announced plans to streamline apprenticeships and vocational programs as part of its first **Unified Agenda of Federal Regulatory and Deregulatory Actions**. The Unified Agenda, published by the Office of Management and Budget, outlines the administration's regulatory goals and expected actions in the coming year. The theme this year is budget director Mick Mulvaney's "war on waste" and the president's pledge to slash regulations.

**Deputy Labor Secretary** On July 19th, Senate Health, Education, Labor, and Pensions (HELP) Committee Chairman Lamar Alexander (TN) said he hopes to hold a vote on **Patrick Pizzella**, President Trump's nominee for deputy Labor secretary, sometime that week. The delay on a vote for Pizzella raised questions about whether he lacked the votes to pass in committee. Two nominees for the NLRB who were considered at the same hearing as Pizzella were confirmed. Democrats took Pizzella to task at the hearing for ties to convicted lobbyist Jack Abramoff — specifically his firm's work in the 1990s to shield the Northern Mariana Islands from federal workplace laws, including the minimum wage. According to The New York Times, the firm collected \$9 million for lobbying on behalf of the Marianas, which sought to affix "Made in the USA" labels to its products without having to follow federal work laws.

**Pell Grants** Bipartisan support is building for federal legislation that would make Pell Grants available to students who are pursuing short-term certificates. Under current law, the major federal grants for low-income students cannot be used to pay for academic programs that are shorter than 600 clock hours or 15 weeks in length. In January, Senators Rob Portman (OH) and Tim Kaine (VA) introduced the **Jumpstart Our Businesses By Supporting Students (JOBS) Act**, which would expand Pell eligibility to shorter job-training programs, with a minimum cutoff of 150 clock hours of instruction time over a period of at least eight weeks, which is part of a long-term shift toward using public funds for job-related training. The proposed legislation includes quality-control standards aimed at ensuring the resulting credentials are recognized by employers and have value in the job market.

**FYI**

## Texas Workforce Commission Announces “Careers in Texas Industries Week”

DATE: August 3, 2017

MEDIA CONTACT: Lisa Givens

PHONE: 512-463-8556

AUSTIN – The Texas Workforce Commission and the Governor’s Office of Economic Development, in partnership with 28 local workforce development boards and Tri-Agency partners, will host statewide career exploration events for middle and high school students as part of [Careers in Texas Industries Week](#) during September 25-30, 2017.

The [Tri-Agency Workforce Initiative](#) established by Governor Greg Abbott challenged the Commissioners of the Texas Education Agency (TEA), the Texas Higher Education Coordinating Board (THECB) and the Texas Workforce Commission (TWC) with developing strong links between education and industry, with the goal of helping Texas grow in economic prosperity. Careers in Texas Industries Week was identified as an initiative to promote statewide and regional industry clusters and objectives that support a variety of businesses and job creation.

“If Texas is to maintain its standing as the best state for business, investing in our middle schools and high schools to create a world-class workforce of tomorrow is of critical importance,” said Governor Abbott. “I am grateful to the Texas Workforce Commission for establishing Careers in Texas Industries Week, and look forward to building on this exciting new program to provide our students with the skills needed to compete in a 21st century economy.”

The week is designed to increase awareness among students, parents and counselors about the opportunities of in-demand careers in Texas industries. The events will enable students to explore careers and provide employers with opportunities to showcase the exciting and rewarding careers in their industries.

“Texas employers in our dynamic industries compete and succeed in the Texas economy, creating a broad range of jobs that offer wonderful career opportunities for students in our state,” said TWC Chairman Andres Alcantar. “The continued growth, innovation and success of employers in Texas industries depends on sustained partnerships and strategies that inform and inspire students to explore and pursue the rewarding and exciting careers available in our state. I ask stakeholders to join us during Careers in Texas Industries Week.”

Careers in Texas Industries Week encourages students to explore career opportunities including in-demand careers, networking, internships, apprenticeships and other applied learning opportunities. These events will also encourage parents and counselors to understand their special role in helping children in their career exploration journey.

“I want to encourage our Texas employers to participate in our Careers in Texas Industries Week to educate our students about the diverse range of career opportunities and the skills needed to acquire these jobs,” said TWC Commissioner Representing Employers Ruth R. Hughes. “Reaching out to the talent pipeline of the future is key to keeping our Texas economy strong, and this event will pave the way for our youth to contribute to the economic sustainability of our great state.”

Careers in Texas Industries Week will showcase available labor market information tools, including [Texas Reality Check](#), [Texas Career Check](#) and [Texas Internship Challenge](#), which assist youth in exploring career opportunities in different industries and plan for their futures.

“Careers in Texas Industries Week provides a forum for students to utilize labor market information tools that will help them explore in-demand careers across various industries,” said TWC Commissioner Representing Labor Julian Alvarez. “These events will help students discover new interests and possibilities in planning for their future careers.”

The [Careers in Texas Industries Week website](#) provides students and employers with event information, outreach materials and links to career exploration tools. TWC will also connect students, educators and employers through the TWC [blog](#), [Facebook](#), [Twitter](#) and [LinkedIn](#) pages. For more information about Careers in Texas Industries Week, go to [texasworkforce.org/careerstxindustries](http://texasworkforce.org/careerstxindustries).