



2023 Regional Childcare Conference held on August 26th at Globe Life Stadium. Photos courtesy of James Edward

## Board Briefing Materials

Wednesday, September 20, 2023

4:00 p.m.

For more information, please visit:

[www.wfsdallas.com](http://www.wfsdallas.com)

**WORKFORCE SOLUTIONS**  
**GREATER DALLAS**  
forty years connecting employers and job seekers  
A proud partner of the American Job Center network

**Dallas Regional Chamber**  
500 N. Akard Street Suite 2600  
Dallas, TX 75201

**SEPTEMBER BOARD AGENDA**

**CALL TO ORDER – Carter Holston, Chair (4:00 p.m.)**

**DECLARATION OF CONFLICT OF INTEREST**

**PUBLIC COMMENT**

**CHAIRMAN'S COMMENTS &  
 TASK FORCE / COMMITTEE UPDATES**

**Discussion/Action**

**APPROVAL OF CONSENT AGENDA**

**Discussion/Action**

**CLOSED MEETING Pursuant to §551.071**, Texas Open Meetings Act If, during the course of the meeting covered by this agenda, the Board should determine that a closed meeting or session of the Board is required, then such closed executive meeting or session as authorized by the Texas Open Meetings Act (the "Act"), Texas Government Code Section 551.001 et seq., will be held by the Board at the date, hour, and place given in this agenda and notice or as soon after the commencement of the meeting covered by this notice as the Board may conveniently meet in such closed or executive meeting or session concerning any and all purposes permitted by the Act, including, but not limited to the following Texas Government Code sections: 551.071 Private consultation with Board's attorney; 551.072 Discussing purchase, leasing, or value of real property; 551.073 Discussing negotiated contracts for prospective gifts or donations (including private grants); 551.074 Discussing personnel or to hear complaints against personnel; 551.076 Considering the deployment, specific occasions for, or implementation of, security personnel or devices; 551.083 Considering the standards, guidelines, terms, or conditions the Board will follow, or will instruct its representatives to follow, in consultation with representatives of employee groups; or 551.084 Excluding witnesses from a hearing or proceeding. Should any final action, decision, or vote be required by the Board, in its discretion, with regard to any matter considered in such closed or executive meeting or session, then the final action, decision, or vote shall be either: (a) in the open meeting covered by the meeting notice upon the reconvening of the public meeting; or (b) at a subsequent public meeting of the Board upon notice thereof, as determined by the Board.

**ACTION PURSUANT TO CLOSED MEETING**

**Discussion/Action**

**ACTION ITEMS**

**Discussion/Action**

- Financials and Grant Summary, **Ashlee Verner, Chief Financial Officer/Executive Vice President**
- Contracts, **Demetria Robinson, Executive Vice President**
- Outreach Education Activities, **Steven Bridges, Industry Communications Manager**
- Procurement, Policy & External Applications, **Connie Rash, Senior Vice President**
- Performance /Economic Snapshot, **Richard Perez, Senior Research Manager**
- Innovations Update, **Lynn Hoffman, Senior Innovations Manager**
- Quality Assurance & Oversight, **Rebecca Monnette, Quality Assurance Manager/EO Officer**

**REPORT FROM President, Laurie Bouillion Larrea**

**Discussion/Action**

**GENERAL DISCUSSION/OTHER BUSINESS**

**ADJOURN (5:30 p.m.) All times are approximate.**

Persons with disabilities who plan to attend this meeting and who may need auxiliary aids, services, or special accommodations, should contact Workforce Solutions Greater Dallas at 214-290-1000, two (2) working days prior to the meeting, so we can make appropriate arrangements.

*achieving competitive solutions ... for employers through quality people and for people through quality jobs.*

Meetings are held on the published date and location, at 7:30 a.m.

2023 Board Schedule	
2023 Dates	Agenda Action Highlights
*September 20, 2023, <u>New Meeting Time: 4:00 p.m.</u>	Procurement, Contracts, and Finance
October 18, 2023	Annual Workforce Awards, Year-end Performance, and Ratification of Fiscal Year Contracts, Recognize Appointments of Board of Directors
November 16, 2023	Red, White and You! Statewide Hiring Fair – Gilley's (Attendance Optional)
Nov. 29 – December 1, 2023	26 <sup>th</sup> Annual Texas Workforce Conference – Marriott Marquis, Houston Texas
2024 Board Schedule	
2024 Dates	Agenda (Tentative) Action Highlights
January 24, 2024	Committee Updates, Strategic Visioning, 40 <sup>th</sup> Anniversary Recognition
February 21, 2024	Auditor engagement, Budget review and Approval
March	No Meeting
April 17, 2024	Procurements & Leases
May 15, 2024	Review and Approval of Contracts
June 19, 2024	Procurement, Contracts and Policy
July	No Meeting
August 21, 2024	Presentation of Audit, & Review of Risk Management/Insurance Coverage
September 18, 2024	Review & Approval of Fiscal Year Contracts Report Card on Career Schools
October 16, 2024	Annual Workforce Awards, Year-end Performance, and Ratification of Fiscal Year Contracts, Recognize Appointments of Board Directors
TBA	Red, White and You! Statewide Hiring Fair (Attendance optional)
TBA	27 <sup>th</sup> Annual Texas Workforce Conference – Location TBA

# Board of Directors

## Board Officers



**Carter Holston**  
NEC Corp. Of America  
Director of Real Estate



**Dev Rastogi**  
AECOM  
Vice President and  
Dallas Executive



**Harry Jones**  
Polsinelli  
Shareholder



**Bill O'Dwyer**  
MIINC Mechanical  
President

## Board Members



**Rebecca Acuña**  
PepsiCo  
Director of Gov. Affairs




**J. Susie Upshaw Battie**  
American Federation  
of Teachers  
Teacher



**Joanne Caruso**  
Jacobs  
Chief Legal &  
Administrative Officer



**Alan Cohen**  
Child Poverty Action Lab  
Executive Director




**Taura Collier**  
Health & Human Services  
Program Manager  
Region 03



**Cristina Criado**  
Criado and Associates  
President & CEO



**Nakia Douglas**  
UNT - Dallas  
Executive Director



**Rolinda Duran**  
Texas Workforce Commission  
Vocational Rehabilitation  
VR Manager



**Lewis E. Fulbright**  
Dallas AFL-CIO  
Political Director



**Diane Gomez-Thinnes**  
Better Therapeutics  
Chief Commercial Officer



**Bessie Gray**  
Texas Instruments  
Vice President and Ethics Director




**Magda Hernandez**  
Irving ISD  
Superintendent

# Board of Directors


## Board Members



**Susan Hoff**  
United Way of Metropolitan Dallas  
Chief Strategy & Impact Officers



**Stephanie Huerta**  
Texas Workforce Commission  
Manager



**Terry Jones**  
Black Jack Pizza  
Black Jack Enterprises  
Owner and Entrepreneur



**Dr. Justin H. Lonon**  
Dallas College  
Chancellor



**Ken S. Malcolmson**  
N. Dallas Chamber of Commerce  
President & CEO



**Dan Micciche**  
Akin Gump  
Partner



**Miguel Solis**  
The Commit Partnership  
Special Projects Consultant



**Michelle Thomas**  
JP Morgan Chase & Co.  
Executive Director  
Head of Philanthropy  
Texas and Oklahoma Region



**Ellen Torbert**



**Laurie Bouillion Larrea**  
Board President  
WFSDallas President



**Connie Rash**  
Board Secretary  
WFSDallas Senior Vice President

Review and Approval of Meeting Minutes  
August 16, 2023 Board of Directors

<b>Directors Present</b>	<b>Directors Present (cont'd)</b>	<b>Directors Absent</b>
Rebecca Acuña J. Susie Upshaw Battie Joanne Caruso Cristina Criado Rolinda Duran Susan Hoff - <i>Virtual</i> Stephanie R. Huerta Harry Jones, Treasurer Terry Jones	Dr. Justin Lonon Ken Malcolmson Daniel Micciche Bill O'Dwyer, Past Chair Dev Rastogi, Vice Chair Michelle Thomas Diane Gomez-Thinnes Ellen Torbert – <i>Virtual</i>	Alan Cohen Taura Collier Nakia Douglas Lewis Fulbright Bessie Gray Magda Hernandez Carter Holston, Chair Miguel Solis

**MINUTES**

**Call To Order/Welcome**

Vice Chair, Dev Rastogi called the Board of Directors' meeting to order at 7: 39 a.m. and welcomed everyone. A quorum was present.

Thank you all for being present and thank you Ellen for joining us virtually. Laurie is also joining us virtually from San Diego this morning where she is attending and presenting at a second convening of Vision 2030. If you recall, she was in DC during our May meeting for an invitation only gathering with the Department of Labor's kickoff of Vision 2030. Good morning, Laurie. Board President Laurie Larrea explained she was presenting our reentry project Connect U2Jobs during the event and that it was good to keep us in the national dialogue.

**Declaration of Conflict of Interest**

Vice Chair, Dev Rastogi asked for Board of Directors' Declaration of Conflict of Interest on any of the Action Items, Stephanie Huerta, and Rolinda Duran any TWC state matters, procurement and leases, Susie Upshaw Battie, and Daniel Micciche DISD, Dr. Justin Lonon, Dallas College, Rebecca Acuña, and Susan Hoff for any ChildCareGroup issues.

**Public Comment**

Equus Workforce Solutions' Project Manager, Tera Nunn and Youth Manager, Fransico Garcia provided a Summer Earn and Learn (SEAL) program update. Mr. Garcia stated the SEAL program finished strong this year by serving 185 youth. This exceeded the program target of 156 participants. Their biggest sponsors included CBS and Taco Cabana.

**Chairman's Comments**

Vice Chair, Dev Rastogi thanked everyone for in-person and virtual attendance. Vice Chair Rastogi introduced herself, her background, and thanked everyone for their attendance. She mentioned the successes of the August 3<sup>rd</sup> grand opening of the new International District Workforce Center.

**Report from the Finance Committee**

**I. Acceptance of 2022 Audit**

Crowe LLP representative Kevin Smith, Audit Partner, and Cory Lee, Audit Manager, attended. Crowe LLP completed our 2022 Annual Audit and presented the report to the committee noting the following:

- Unmodified opinion
- No significant deficiencies nor material weaknesses
- No findings nor questioned costs

The Committee participated in discussions with the auditors and recommends the report for Board acceptance.

Harry Jones, Treasurer and Committee Chair introduced *Kevin Smith* of Crowe, LLP. Mr. Smith continued with briefing the Directors on the 2022 audit. He reported that the audit was extremely successful and was submitted with an unmodified opinion.

**It was recommended that the board of directors accept the Finance Committee's recommendation to approve the annual audit for Fiscal Year 2022.**

Harry Jones made the motion to approve the Annual Audit for Fiscal Year 2022. The motion passed with Ken Malcolmson seconding (no abstentions).

## II. Ratification of Insurance Policies

The Committee reviewed the renewal of Annual Insurance Policies in accordance with our Risk Management and recommended ratification.

Ashlee Verner, CFO and EVP, mentioned that if the Board received annual health insurance renewals prior to the October 2023 Board Meeting, they would present the information to the board as we did in October 2022. However, it was noted that the timing of receipt of these renewals was early last year. If we do not receive renewal information before the last board meeting of the year in October, staff requested Board approval to move forward with renewing health insurance before January 1, 2024, and bring the renewal to the Board for ratification in 2024 as usual.

## III. Employee Benefits

Ashlee Verner, CFO/EVP, briefed the Board on the history of our 2% additional employer matching contributions to 403b retirement plans. The funds used for the initial 2% match derived from a demutualization of Principal Mutual Holding Company, converted to Principal Financial Group, Inc. The Board approved funding the 2% match from this investment beginning in 2018 until the funds were depleted. As of 2023, the Board has about \$20,000 remaining from these funds. Board staff requested Board give authorization to continue funding the 2% matching contribution from grant funds as a continued benefit to Board employees.

**It was recommended that the Board give authorization to ratify the renewal of risk management coverage (insurance policies) and approve continued funding of the 2% employer matching contribution from grant funds.**

Cristina Criado made the motion to accept the above two recommendations.

The motion passed with Rebecca Acuña seconding.

**It was recommended that the Board give authorization to ratify the renewal of risk management coverage (insurance policies) and approve funding 2% employer matching contribution through TWC grant funds.**

Cristina Criado made the motion to accept the above two recommendations.

The motion passed with Rebecca Acuña seconding.

## Report From Committees

Vice Chair, Dev Rastogi asked for a report from the **Governance Taskforce Workgroup**.

*Governance Taskforce Workgroup Chair, Joanne Caruso* referenced the handout and briefed the Directors on the Governance Taskforce committee meeting that was held on August 14<sup>th</sup> at 8:00 a.m. Conclusion of the meeting as follows:

- Staff will send out the PowerPoint, and bylaws to the Committee. The Committee will break out the bylaws for analysis with each member analyzing different sections. It was discussed to meet again in a month regarding the bylaws and future assignments.

*Strategic Planning Chair, Dan Micciche* reported on the **Strategic Planning Workgroup**

- The committee has not met yet, but they have pulled old plans and have started the search for a facilitator to help the board write out a strategic plan.

*Outreach Chair, Rebecca Acuña* reported on the **Outreach Workgroup**

- No report.

## Approval of Consent Agenda

### Approval of the June 21, 2023, Board Minutes

**Ratification of Contracts** –Board ratification of contract and amendments during the summer recess includes modifications with additional funds to cover costs of services for the following program service contractors/providers/subrecipients:

- A. **Adult Education & Literacy Program Contracts** – The Board received allocations for the AEL program funds from Texas Workforce Commission (TWC) for PY6, effective July 1, 2023, through June 30, 2024. This year's funding allocation includes a slight increase of 4.4% from last year's original allocation allowing for a higher cost in the average cost per for services provided. This change resulted in an overall performance measure of 5,132, which is less than the previous year at 6,272. We are striving to serve more than the contracted target by 20%. Staff has negotiated with our existing AEL Consortium partners to continue providing services to meet the performance measures. All contracts are contingent on receipt of all grant funds from TWC and potential carry forward funds.

AEL Consortium Partners	Budget	Performance Target
Richardson ISD	\$ 400,000	376

Irving ISD	\$ 747,460	702
Wilkinson Center	\$1,300,000	1,221
Dallas College	\$4,100,000	3,852
Equus Workforce Solutions*	\$ 65,000	

\*Equus Workforce Solutions – doesn't provide curriculum but provides outreach efforts through our workforce system; assists with administration of assessment testing during registration at partner sites; participates at orientations, offers job search and resume workshops, recruitment of employers to host on-site AEL classes for their employees; and on-site job fairs, job readiness and WIOA services at all AEL locations.

- B. Equus Workforce Solutions (Workforce System Operations) Contract Amendment** – Additional funds are available and necessary to cover costs for continued services through September 30<sup>th</sup> for the following:
- Supplemental Nutrition Assistance Program Education & Training (SNAP E&T) in the amount of \$150,000, and
  - Employment Services in the amount of \$240,000.
- C. Opportunity Youth Services Agreements** – In September 2022, as a result of the Opportunity Youth Services RFP issued August 2022, the Board authorized staff to negotiate services with JobWorks, Inc. and have talks with SERCO of Texas about community outreach. Staff has successfully negotiated with JobWorks Education and Training Systems, Inc. to provide an online CompTIA training up to 40 opportunity youth with a work experience opportunity creating an earn and learn model in the amount of \$245,678. Staff is in continued discussions with SERCO of Texas to negotiate an outreach grant in the amount of \$50,000 to further research their approach to community outreach in Dallas communities.

**It was recommended that the Board ratification of an amendment with the AEL Consortium Partners for PY6 funding as presented above, an amendment to the existing FY2023 Equus Workforce Solutions workforce system operations contract with additional funds for services through September 30, 2023; an agreement with JobWorks, Inc. in the amount of \$245,678 for training and work experience opportunities as presented above; and a \$50,000 outreach award to SERCO of Texas based upon successful negotiations to deliver strategies to outreach underserved youth in Dallas communities.**

Michelle Thomas made the motion to accept the above Consent Agenda, as presented in the board packet. The motion passed with Harry Jones seconding. Abstention: Dr. Justin Lonon.

**Action – Contracts and Agreements**

Demetria Robinson, Executive Vice President provided a briefing to the board on contracts and agreements.

**FY2024/PY2023 - Annual Initial Contract Budgets**

With the multiple grants that the Board receive, funds are allocated and disbursed upon receipt of grants. The table below represents the Board's subrecipients/Contractors/Providers who manages, operates, and provides services for WFSDallas workforce system. Each of the services have been previously procured and are within their procurement cycles. Procurement requires that the Board review performance and compliance annually, and if acceptable, contracts may be awarded for another year, up to three-year renewals. The Board have reviewed and believe the contractors to be worthy of an additional year. The proposed budgets are based upon existing and enhanced services, past expenditure levels, available grant funds, and negotiated terms. The list below includes proposed initial contract budgets for fiscal year 2024 (October 1, 2023 through September 30, 2024) and/or program year 2023 (July 1, 2023 through June 30, 2024):

Youth System Services	PY2023 Initial Contract Budget	Difference from PY2022
<b>Destination Success Dallas by Equus Workforce Solutions</b> <i>Youth System Services Contract</i>	\$4,700,000*	PY2022 \$5,000,000 6% ↓ based on expenditures levels
<b>Dallas College</b> <i>Youth System Services Contract</i>	\$ 900,000	PY2022 \$1,265,000 29% ↓ based on enrollments and expenditures levels

\*Equus youth funding includes WIOA youth and Vocational Rehabilitation.

All contracts are contingent upon receipt of all grant funds from Texas Workforce Commission and carry forward funding.



Professional Services	FY2024 Initial Contract Budget	Difference from FY2023
<b>Qnet</b> <i>Technology Management Services</i>	\$475,000	FY2023 \$450,000 6% ↑ increase for cybersecurity activities
<b>Christine H. Nguyen, CPA</b> <i>Fiscal Compliance Monitoring</i>	\$170,238	FY2023 \$174,000 2% ↓ combined reviews resulting in less travel
<b>Christine H. Nguyen, CPA</b> <i>Program Compliance Monitoring</i>	\$175,891	FY2023 \$165,637 <i>Juanita Forbes &amp; Associates</i> 6% ↑ more reviews scheduled

Child Care System Services	FY2024 Initial Contract Budget	Difference from FY2023
<b>ChildCareGroup</b> <i>Child Care Services Contract</i>	\$118,361,491*	FY2023 \$101,000,000 17% ↑ based on higher cost of quality child care

\*Child care funding only includes CCDF at this time, but DFPS and Local Match funding will be awarded at later time. Contract is contingent upon receipt of all grant funds from Texas Workforce Commission and carry forward funding.,

Workforce System Services	FY2024 Initial Contract Budget	Difference from FY2023
<b>Equus Workforce Solutions</b> <i>Workforce System Operations Contract</i>	\$16,265,383*	FY2023 \$15,344,699 6% ↑ based on slight grant increases

\*Workforce funding include multiple funding streams inclusive of Equus' contract budget: WIOA, TANF, SNAP, NCP, ES, TVC, and RESEA grants as well as private funding for special projects. Contract is contingent upon receipt of all grant funds from Texas Workforce Commission, carry forward funding, and private funding.

It was recommended that the Board give authorization to contract with each subrecipient, contractor, and/or service provider listed above for the services and amounts as presented above. All contracts are contingent upon receipt of grant funds from Texas Workforce Commission, carry forward funding and/or private funding.

Grant	FY2023 Initial Contract Budget	FY2024 Initial Contract Budget
Workforce Innovation and Opportunity Act (WIOA) – Adult	\$3,865,349 + obligations for training	\$4,500,000 + obligations for training
Workforce Innovation and Opportunity Act (WIOA) – Dislocated Worker	\$4,137,336 + obligations for training	\$4,500,000 + obligations for training
Workforce Innovation and Opportunity Act (WIOA) – Rapid Response	\$71,556	\$68,808
<i>Temporary Assistant to Needy Families* (TANF)</i>	\$4,800,000	\$4,800,000
<i>SNAP E&amp;T* (SNAP)</i>	\$930,667	\$936,575
<i>Non-Custodial Parent* (NCP)</i>	\$375,365	\$380,000
<i>Wagner-Peyser Employment Services* (ES)</i>	\$491,707	\$500,000
<i>Texas Veterans Commission* (TVC)</i>	\$47,719	\$30,000
<i>Reemployment Services and Eligibility Assessment* (RESEA)</i>	\$625,000	\$550,000
<b>Sum of Approximate Contract Budget</b>	<b>\$15,344,699</b>	<b>\$16,265,383</b>

\*All contracts are contingent upon receipt of all grants funds from Texas Workforce Commission, carry forward funding and private funding.

Bill O'Dwyer made the motion to accept the above recommendation. The motion passed with Ken Malcolmson seconding. Abstentions: Susan Hoff, and Rebecca Acuna.

**ACTION - WIOA Grant Transfer**

Connie Rash, Senior Vice President provided a briefing to the board covering the WIOA Grant transfer, procurement, policies, & external grants.

Through federal rule, a grant transfer redesignation between WIOA grants is allowable. To meet the demand of customers participating in training opportunities and receiving support services, a \$500,000 transfer from WIOA dislocated worker to adult is necessary to continue to serve the adult population.

**It was recommended that the Board approve a grant transfer of \$500,000 from WIOA dislocated worker to WIOA adult.**

**ACTION - Procurement**

**Computer Hardware** - WFSDallas released a procurement for computer hardware with a deadline of Thursday, July 27, 2023. Three responsive proposals were received: *Coast to Coast Computer Products Inc., Simi Valley, CA; Mvation Worldwide Inc., Glen Cove, NY; and Barnes Consolidated Holdings LLC, Houston, TX.* Three proposals were read and scored independently by a team of reviewers with the highest scoring and selected bidder highlighted.

Bidder Name	Dell Precision 3260 Compact Workstation (150)	Dell OptiPlex Micro Form Factor (100)	Dell Optiplex All-in-One Computer (12)	Dell Latitude 5440 Laptop (80)	Dell OptiPlex Micro AIO Stand – MFS22 (100)	Dell Monitor – E2422HS with Height-Adjustable (300)	Dell 24 Video Conference, C2422HE (30)	Total Cost
Coast to Coast Computer Products	\$256,622.00	\$116,602.00	\$19,178.40	\$129,655.20	\$9,083.00	\$52,932.00	\$9,370.50	\$593,483.10
Mvation Worldwide	\$297,231.00	\$146,850.00	\$24,039.72	\$164,893.60	\$9,698.00	\$52,668.00	\$10,995.30	\$706,375.62
Barnes Consolidated Holdings	\$344,637.00	\$128,989.00	\$23,414.64	\$160,570.40	\$13,059.00	\$101,217.00	\$12,705.90	\$784,592.94

**It was recommended that the Board authorize the approval of Coast to Coast Computer Products’ purchases as indicated above and not to exceed \$593,483.10. The three competing providers will be retained as vendors for the next 12 months and bids will be solicited as purchases become necessary. Purchases will be based upon need and available resources.**

**Upcoming Procurements**

Upcoming procurements are planned for the remainder of 2023 include – legal services (August 10<sup>th</sup>), strategic planning, and childcare quality.

**ACTION - Policy**

**No Local Flexibility (NLF) - Child Care Services**

As presented to the Board in October 2022, many Child Care Services policies are now set at the state level with no local flexibility:

- Prospective provider payments – *2-week payment periods*
- Parent Share of Cost methodology
- Maximum facility income for eligibility
- Eligibility for children with disabilities up to age 19
- Childcare during education
- Wait List Management

In accordance with State policy, local board policies indicated below will be rescinded:

Local Board Policy	Rescind Date*
How the Board determines that the parent is making progress toward successful completion of a job training or educational program as described in the A-100 definition of “Attending a job training or educational program”	October 3, 2022
Family income limits as described in Part D	October 3, 2022
Provision of childcare services to a child with disabilities up to the age of 19	October 3, 2022
Minimum activity requirements for parents	October 3, 2022

Time limits for the provision of childcare while the parent is attending an educational program	October 3, 2022
Maintenance of a waiting list	October 1, 2023
Assessment of the parent share of cost	October 1, 2023

*\*All dates will be effective based on final notice form TWC.*

**Workforce Innovation and Opportunity Act**

**NLF-** The Texas Workforce Commission recently updated the WIOA youth program to include the WIOA Youth Program Elements Matrix. [https://twc.texas.gov/files/policy\\_letters/tab-289-ch3.pdf](https://twc.texas.gov/files/policy_letters/tab-289-ch3.pdf)

**NLF – Ban of TikTok and other Nonwork-Related Social Network Services** –[https://twc.texas.gov/files/policy\\_letters/29-22-ch2-twc.pdf](https://twc.texas.gov/files/policy_letters/29-22-ch2-twc.pdf)

**NLF- SNAP – Workfare Agreements** [https://twc.texas.gov/files/policy\\_letters/12-23-twc.pdf](https://twc.texas.gov/files/policy_letters/12-23-twc.pdf)

**NLF – Texas Child Care Connection and Child Care Automated Attendance** [https://twc.texas.gov/files/policy\\_letters/08-23-twc.pdf](https://twc.texas.gov/files/policy_letters/08-23-twc.pdf)

**It was recommended that the Board authorize policy changes presented above. Recission dates, indicated above, will be effective based upon final notice from the Texas Workforce Commission.**

**ACTION: Endorsement of External Applications/Agreements Update**

**It was recommended that the Board ratify support for grant applications submitted as presented in the board packet.**

*Cristina Criado made the motion to accept the above recommendations (grant transfer, procurement, policy, and external grants). The motion passed with Ken Malcolmson seconding. No abstentions.*

**Performance/Economic Snapshot**

Riichard Perez, Research Manager referenced the handout and briefed the Directors on the Economic Snapshot page. He continued with the June MPR Year to Date, Rolling, Board Comparison and At a Glance reports.

**Program Systems Report**

Laurie Bouillion Larrea, President provided updates on the Texas Legislative Session, reporting on Lone Star of the Future SB592 grants and HB 1615

**Update from the 2023 Legislative Session Impacting Workforce Boards**

Ashlee Verner and Shari Anderson presented a forecasting financial model as it relates to direct childcare expenditures.

**Temporary Assistance for Needy Families – Demetria Robinson**

Demetria Robinson provided an overview of the TANF program.

*Harry Jones made the motion to submit a 2024 summer youth program using TANF dollars to the Texas Workforce Commission and seconded by Stephanie Huerta. Motion passed.*

**Quality Assurance & Oversight & Policy, Rebecca Monnette, Quality Assurance Manager/EO Officer**

Rebecca Monnette briefed the Directors on the status of fiscal reviews, final reports, and program reviews.

**Update on Leases and Technology, Alex Perex**

Mr. Perez briefed the board on the continued search for the Garland workforce center location and a completed cybersecurity review.

**General Discussion/Other Business**

The board meeting adjourned at 9:25 a.m.

# WFS Dallas - Federal / State Funding 2023 vs. 2024

\*PY = Program Year

	PY2023	PY2024	Up / Down	Change \$	% of Change
<b>Total Awards</b>	<b>179,256,514</b>	<b>176,918,673</b>	<b>↓</b>	<b>(2,337,841)</b>	<b>-1.30%</b>

<b>Funding Source Breakdown</b>					
<b>Child Care</b>	<b>PY2023</b>	<b>PY2024</b>	<b>Up / Down</b>	<b>Change \$</b>	<b>% of Change</b>
CCF - Child Care and Development	122,786,438	120,061,491	↓	(2,724,947)	-2.22%
CCM - Child Care Match	8,920,354	8,658,060	↓	(262,294)	-2.94%
CCQ - Child Care Quality	5,948,702	5,363,315	↓	(585,387)	-9.84%
CCP - Child Care Dept of Family Protective Services	3,768,300	3,768,300	↑	-	0.00%
<b>Total</b>	<b>141,423,794</b>	<b>137,851,166</b>	<b>↓</b>	<b>(3,572,628)</b>	<b>-2.53%</b>

<b>WIOA - Workforce Innovation and Opportunity Act</b>	<b>PY2023</b>	<b>PY2024</b>	<b>Up / Down</b>	<b>Change \$</b>	<b>% of Change</b>
* Adult	5,476,196	6,342,377	↑	866,181	15.82%
* Dislocated Worker	5,855,977	5,685,772	↓	(170,205)	-2.91%
* Youth	5,500,054	6,523,556	↑	1,023,502	18.61%
* Rapid Response	71,556	68,808	↓	(2,748)	-3.84%
RESEA - Reemployment Services and Eligibility	1,126,817	TBA	↓	-	-
<b>Total</b>	<b>18,030,600</b>	<b>18,620,513</b>	<b>↑</b>	<b>1,716,730</b>	<b>9.52%</b>

<b>Other Grants</b>	<b>PY2023</b>	<b>PY2024</b>	<b>Up / Down</b>	<b>Change \$</b>	<b>% of Change</b>
* TANF Choices	7,340,900	7,419,782	↑	78,882	1.07%
SNAP Education and Training	1,256,890	1,248,480	↓	(8,410)	-0.67%
* AEL - Adult Education and Literacy	7,797,660	8,141,367	↑	343,707	4.41%
* NCP - Noncustodial Parent	455,220	455,220	No Change	-	0.00%
WPA - Wagner-Peyser Employment	1,154,724	1,218,419	↑	63,695	5.52%
WCI-Workforce Commission Initiative	92,414	TBA	↑	-	-
TVC- TX Veterans Commission	136,177	151,243	↑	15,066	11.06%
* COL- Vocational Rehabilitation co-location	671,518	915,866	↑	244,348	36.39%
SEAL- Summer Earn and Learn	670,618	670,618	No Change	-	0.00%
* Student Hireability	226,000	226,000	No Change	-	0.00%
<b>Total</b>	<b>19,802,120</b>	<b>20,446,994</b>	<b>↑</b>	<b>737,288</b>	<b>3.72%</b>

(\*) PY2024 Actual Awards, No Asterisk = Planning Estimate

**MEANS, ENDS AND EXPECTATIONS  
DETAIL EXPENDITURE REPORT  
July 2023**

Fund #	Contract Name	Contract #	End Date	Budget	Cumulative Expenses	% Expended	% Expected	Obligations	Total Expenses + Obligations	% Expenses Obligations
5401-22	WIOA-YOUTH-PROGRAM	0622WOY001	6/30/2024	\$ 4,950,050.00	\$ 4,205,406.47	84.96%	54.17%	\$ 722,788.50	\$ 4,928,194.97	99.56%
	WIOA-YOUTH-ADMIN	0622WOY001	6/30/2024	\$ 550,004.00	\$ 144,815.92	26.33%	54.17%	\$	\$ 144,815.92	26.33%
	<b>TOTAL YOUTH</b>			<b>\$ 5,500,054.00</b>	<b>\$ 4,350,222.39</b>	<b>79.09%</b>	<b>54.17%</b>	<b>\$ 722,788.50</b>	<b>\$ 5,073,010.89</b>	<b>92.24%</b>
5402-22	WIOA-ADULT-PROGRAM	0622WOA001	6/30/2024	\$ 4,928,576.40	\$ 3,551,883.36	72.07%	54.17%	\$ 811,964.64	\$ 4,363,848.00	88.54%
	WIOA-ADULT-ADMIN	0622WOA001	6/30/2024	\$ 547,619.60	\$ 38,596.15	7.05%	54.17%	\$	\$ 38,596.15	7.05%
	<b>TOTAL ADULT</b>			<b>\$ 5,476,196.00</b>	<b>\$ 3,590,479.51</b>	<b>65.57%</b>	<b>54.17%</b>	<b>\$ 811,964.64</b>	<b>\$ 4,402,444.15</b>	<b>80.39%</b>
5403-22	WIOA-DISLOCATED -PROGRAM	0622WOD001	6/30/2024	\$ 5,270,379.30	\$ 1,989,726.50	37.75%	54.17%	\$ 2,842,200.78	\$ 4,831,927.28	91.68%
	WIOA-DISLOCATED-ADMIN	0622WOD001	6/30/2024	\$ 585,597.70	\$ 53,667.36	9.16%	54.17%	\$	\$ 53,667.36	9.16%
	<b>TOTAL DISLOCATED WORKER</b>			<b>\$ 5,855,977.00</b>	<b>\$ 2,043,393.86</b>	<b>34.89%</b>	<b>54.17%</b>	<b>\$ 2,842,200.78</b>	<b>\$ 4,885,594.64</b>	<b>83.43%</b>
	<b>TOTALS</b>			<b>\$ 16,832,227.00</b>	<b>\$ 9,984,095.76</b>	<b>59.32%</b>	<b>54.17%</b>	<b>\$ 4,376,953.92</b>	<b>\$ 14,361,049.68</b>	<b>85.32%</b>
5401-23	WIOA-YOUTH-PROGRAM	0623WOY001	6/30/2025	\$ 5,871,200.40	\$ -	0.00%	4.17%	\$ 1,681,271.16	\$ 1,681,271.16	28.64%
	WIOA-YOUTH-ADMIN	0623WOY001	6/30/2025	\$ 652,355.60	\$ -	0.00%	4.17%	\$	\$ -	0.00%
	<b>TOTAL YOUTH</b>			<b>\$ 6,523,556.00</b>	<b>\$ -</b>	<b>0.00%</b>	<b>4.17%</b>	<b>\$ 1,681,271.16</b>	<b>\$ 1,681,271.16</b>	<b>25.77%</b>
5402-23	WIOA-ADULT-PROGRAM	0623WOA001	6/30/2025	\$ 5,708,139.30	\$ -	0.00%	4.17%	\$ -	\$ -	0.00%
	WIOA-ADULT-ADMIN	0623WOA001	6/30/2025	\$ 634,237.70	\$ -	0.00%	4.17%	\$	\$ -	0.00%
	<b>TOTAL ADULT</b>			<b>\$ 6,342,377.00</b>	<b>\$ -</b>	<b>0.00%</b>	<b>4.17%</b>	<b>\$ -</b>	<b>\$ -</b>	<b>0.00%</b>
5403-23	WIOA-DISLOCATED -PROGRAM	0623WOD001	6/30/2025	\$ 5,117,194.80	\$ -	0.00%	4.17%	\$	\$ -	0.00%
	WIOA-DISLOCATED-ADMIN	0623WOD001	6/30/2025	\$ 568,577.20	\$ -	0.00%	4.17%	\$	\$ -	0.00%
	<b>TOTAL DISLOCATED WORKER</b>			<b>\$ 5,685,772.00</b>	<b>\$ -</b>	<b>0.00%</b>	<b>4.17%</b>	<b>\$ -</b>	<b>\$ -</b>	<b>0.00%</b>
5416-23	<b>WIOA-Rapid Response</b>	0623WOR001	6/30/2025	\$ 68,808.00	\$ 6,085.70	8.84%	8.33%	\$ -	\$ 6,085.70	8.84%
				<b>\$ 18,620,513.00</b>	<b>\$ 6,085.70</b>	<b>0.03%</b>	<b>4.17%</b>	<b>\$ 1,681,271.16</b>	<b>\$ 1,687,356.86</b>	<b>9.06%</b>

**MEANS, ENDS AND EXPECTATIONS  
MONTHLY EXPENDITURE REPORT  
July 2023**

Fund #	Contract Name	Contract #	End Date	Budget	Cumulative Expenses	% Expended	% Expected	Obligations	Total Expenses + Obligations	% Expenses Obligations
<b>WORKFORCE INNOVATION AND OPPORTUNITY ACT</b>										
	WIOA FORMULA FUNDS	0621 WIOA FUNDS	6/30/2023	\$ 16,832,227.00	\$ 9,984,095.76	59.32%	54.17%	\$ 4,376,953.92	\$ 14,361,049.68	85.32%
	WIOA FORMULA FUNDS	0622 WIOA FUNDS	6/30/2024	\$ 18,620,513.00	\$ 6,085.70	0.03%	4.17%	\$ 1,681,271.16	\$ 1,687,356.86	9.06%
7211-23	Resource Administration	0623RAG001	9/30/2023	\$ 7,467.00	\$ 5,945.47	79.62%	83.33%	\$ -	\$ 5,945.47	79.62%
6229-23	Trade Act Services	0623TRA001	12/31/2023	\$ 184,458.00	\$ 49,229.61	26.69%	N/A	\$ 110,485.93	\$ 159,715.54	86.59%
6239-23	Reemployment Services and Eligibility Assessment	0623REA001	9/30/2023	\$ 1,126,817.00	\$ 1,042,579.13	92.52%	83.33%	\$ -	\$ 1,042,579.13	92.52%
<b>WIOA TOTALS</b>	<b>Totals</b>			<b>\$ 36,771,482.00</b>	<b>\$ 11,087,935.67</b>	<b>30.15%</b>		<b>\$ 6,168,711.01</b>	<b>\$ 17,256,646.68</b>	<b>46.93%</b>
<b>WAGNER-PEYSER EMPLOYMENT SERVICE</b>										
6223-23	Employment Services	0623WPA001	12/31/2023	\$ 1,257,154.00	\$ 718,772.64	57.17%	66.67%	\$ 156,156.40	\$ 874,929.04	69.60%
6226-22	Training and Employment Navigator Pilot - Wagner P	0622WPB003	10/31/2023	\$ 199,300.00	\$ 143,155.62	71.83%	91.67%	\$ 48,228.02	\$ 191,383.64	96.03%
7246-23	Texas Veterans Commission	0623TVC001	9/30/2023	\$ 136,177.00	\$ 132,967.54	97.64%	83.33%	\$ 0.02	\$ 132,967.56	97.64%
6225-23	WCI- Red, White, and You	0623WCI001	9/30/2023	\$ 45,000.00	\$ 32,521.60	72.27%	83.33%	\$ -	\$ 32,521.60	72.27%
6225-23	WCI- TVLP Operating Grant Activities	0623WCI001	9/30/2023	\$ 9,914.00	\$ 8,261.70	83.33%	83.33%	\$ -	\$ 8,261.70	83.33%
6225-23	WCI - Foster Care Youth Conference	0623WCI001	9/30/2023	\$ 2,500.00	\$ 931.07	37.24%	83.33%	\$ -	\$ 931.07	37.24%
6225-23	WCI- Careers in TX Industry Week/Youth Career Fair	0623WCI001	9/30/2023	\$ 35,000.00	\$ 16,860.60	48.17%	83.33%	\$ -	\$ 16,860.60	48.17%
<b>E.S. TOTALS</b>	<b>Totals</b>			<b>\$ 1,685,045.00</b>	<b>\$ 1,053,470.77</b>	<b>62.52%</b>		<b>\$ 204,384.44</b>	<b>\$ 1,257,855.21</b>	<b>74.65%</b>
<b>FOOD STAMP EMPLOYMENT AND TRAINING</b>										
2266-23	Suppl. Nutrition Assistance Program	0623SNE001	9/30/2023	\$ 1,362,349.00	\$ 1,110,502.21	81.51%	83.33%	\$ 35,840.86	\$ 1,146,343.07	84.14%
<b>SNAP TOTALS</b>	<b>Totals</b>			<b>\$ 1,362,349.00</b>	<b>\$ 1,110,502.21</b>	<b>81.51%</b>		<b>\$ 35,840.86</b>	<b>\$ 1,146,343.07</b>	<b>84.14%</b>
<b>TEMPORARY ASSISTANCE FOR NEED FAMILIES</b>										
2243-23	Noncustodial Parent Choices Program	0623NCP001	9/30/2023	\$ 455,220.00	\$ 277,253.24	60.91%	84.62%	\$ 136,568.55	\$ 413,821.79	90.91%
2245-23	Temporary Assistance for Needy Families	0623TAF001	10/31/2023	\$ 7,340,900.00	\$ 5,086,498.55	69.29%	76.92%	\$ 954,961.67	\$ 6,041,460.22	82.30%
<b>TANF -TOTALS</b>	<b>Totals</b>			<b>\$ 7,796,120.00</b>	<b>\$ 5,363,751.79</b>	<b>68.80%</b>		<b>\$ 1,091,530.22</b>	<b>\$ 6,455,282.01</b>	<b>82.80%</b>
<b>CHILD CARE SERVICES</b>										
1275-23	CCF CCMS CHILD CARE	0623CCF001	10/31/2023	\$ 125,169,541.00	\$ 90,339,668.42	72.17%	76.92%	\$ 33,269,787.37	\$ 123,609,455.79	98.75%
1271-23	CCM CCMS LOCAL INITIATIVE	0623CCM001	12/31/2023	\$ 8,920,354.00	\$ -	0.00%	66.67%	\$ 8,920,354.00	\$ 8,920,354.00	100.00%
1272-23	CHILD CARE DFPS	0623CCP001	8/31/2023	\$ 4,063,000.00	\$ 2,762,309.32	67.99%	91.67%	\$ 1,300,690.68	\$ 4,063,000.00	100.00%
1274-23	CHILD CARE QUALITY	0623CCQ001	10/31/2023	\$ 6,646,956.00	\$ 2,508,126.92	37.73%	76.92%	\$ 2,054,962.39	\$ 4,563,089.31	68.65%

**MEANS, ENDS AND EXPECTATIONS  
MONTHLY EXPENDITURE REPORT  
July 2023**

Fund #	Contract Name	Contract #	End Date	Budget	Cumulative Expenses	% Expended	% Expected	Obligations	Total Expenses + Obligations	% Expenses Obligations	
<b>CHILD CARE -TO1</b>	<b>Totals</b>			<b>\$ 144,799,851.00</b>	<b>\$ 95,610,104.66</b>	<b>66.03%</b>		<b>\$ 45,545,794.44</b>	<b>\$ 141,155,899.10</b>	<b>97.48%</b>	
	<b>STATE OF TEXAS</b>										
7230-22	Adult Education and Literacy	0618ALAE0	6/30/2023	\$ 7,641,707.00	\$ 6,067,202.33	79.40%	100.00%	\$ -	\$ 6,067,202.33	79.40%	
7230-23	Adult Education and Literacy	0618ALAF0	6/30/2024	\$ 6,901,537.00	\$ -	0.00%	100.00%	\$ 6,038,179.00	\$ 6,038,179.00	87.49%	
	<b>Totals</b>			<b>\$ 14,543,244.00</b>	<b>\$ 6,067,202.33</b>	<b>41.72%</b>		<b>\$ 6,038,179.00</b>	<b>\$ 12,105,381.33</b>	<b>83.24%</b>	
	<b>GRAND TOTAL - Grants</b>			<b>\$ 242,410,831.00</b>	<b>\$ 130,283,148.89</b>	<b>53.74%</b>		<b>\$ 65,142,665.05</b>	<b>\$ 195,425,813.94</b>	<b>80.62%</b>	
	<b>STATE OF TEXAS - Contracts</b>										
7352-23	Summer Earn and Learn	3022VRS031	9/30/2023	\$ 670,617.65	\$ 1,460.00	0.22%	50.00%	\$ 579,555.00	\$ 581,015.00	86.64%	
7353-22	Student Hireability Navigator	3018VRS135-YR 4	8/31/2023	\$ 226,000.00	\$ 210,705.10	93.23%	91.67%	\$ -	\$ 210,705.10	93.23%	
7354-18	Wage Services for Paid Work Experience	3018VRS173	8/31/2022	\$ 500,000.00	\$ 477,983.38	95.60%	100.00%	\$ -	\$ 477,983.38	95.60%	
7500-23	Infrastructure Support Services and Shared Cost	0623COL001	8/31/2023	\$ 909,084.29	\$ 843,998.84	92.84%	91.67%	\$ -	\$ 843,998.84	92.84%	
	<b>Totals</b>			<b>\$ 2,305,701.94</b>	<b>\$ 1,534,147.32</b>	<b>66.54%</b>		<b>\$ 579,555.00</b>	<b>\$ 2,113,702.32</b>	<b>91.67%</b>	
	<b>PRIVATE</b>										
8535-19	Walmart Statewide - PATHS	Walmart Foundation	5/15/2024	\$ 5,454,750.00	\$ 5,287,659.55	96.94%	83.33%	\$ -	\$ 5,287,659.55	96.94%	
8603-20	Jobs for the Future	Jobs for the Future, Inc.	10/25/2023	\$ 100,000.00	\$ 90,096.72	90.10%	94.59%	\$ -	\$ 90,096.72	90.10%	
8604-21	Prologis Community Workforce Initiative – Phase II	Jobs for the Future, Inc.	5/31/2023	\$ 300,000.00	\$ 223,189.80	74.40%	100.00%	\$ -	\$ 223,189.80	74.40%	
8700-21	Dallas College - Professional Services	Dallas College	1/31/2025	\$ 500,000.00	\$ 113,205.05	22.64%	62.50%	\$ 160,126.54	\$ 273,331.59	54.67%	
8540-23	Google Pine Tree		12/31/2023	\$ 226,821.00	\$ 158,918.46	70.06%	64.29%	\$ -	\$ 158,918.46	70.06%	
	<b>Totals</b>			<b>\$ 6,581,571.00</b>	<b>\$ 5,873,069.58</b>	<b>89.24%</b>		<b>\$ 160,126.54</b>	<b>\$ 6,033,196.12</b>	<b>91.67%</b>	

**Workforce Solutions Greater Dallas**  
Statements of Financial Position (Unaudited)  
July 31, 2023 and December 31, 2022

	<b>7/31/2023</b>	<b>12/31/2022</b>
	<b>(Unaudited)</b>	<b>(Audited)</b>
<b>Assets</b>		
<b>Current Assets</b>		
Cash	\$ 2,764,432	12,565,119
Grants receivable	21,474,421	9,407,572
Advances and other receivables	457,023	119,522
Prepaid expenses	30,804	299,811
Total Current Assets	24,726,680	22,392,024
<b>Noncurrent Assets</b>		
Equipment, net	206,528	206,528
Right-of-Use Asset, net	10,502,597	10,502,597
Total Noncurrent Assets	10,709,125	10,709,125
Total assets	\$ 35,435,805	33,101,149
<b>Liabilities and net assets</b>		
<b>Current Liabilities</b>		
Accounts payable and accrued liabilities	22,211,967	19,835,262
Current portion of deferred revenue	1,482,009	1,482,009
Current portion of lease liability-operating	1,727,310	1,727,310
Current portion of employee benefits payable	21,422	47,461
Total Current Liabilities	\$ 25,442,708	23,092,042
<b>Noncurrent Liabilities</b>		
Noncurrent portion of deferred revenue	94,749	94,749
Noncurrent portion of lease liability-operating	8,888,686	8,888,686
Noncurrent portion of employee benefits payable	—	21,423
Total Noncurrent Liabilities	8,983,435	9,004,858
Total liabilities	\$ 34,426,143	32,096,900
<b>Net assets</b>		
Without donor restrictions	1,009,662	1,004,249
With donor restrictions	—	—
Total net assets	1,009,662	1,004,249
Total liabilities and net assets	\$ 35,435,805	33,101,149

**Workforce Solutions Greater Dallas**  
Statements of Activities (Unaudited)  
Period ended July 31, 2023 and December 31, 2022

	<b>7/31/2023 (Unaudited)</b>			<b>12/31/2022 (Audited)</b>		
	<b>Without Donor Restrictions</b>	<b>With Donor Restrictions</b>	<b>Total</b>	<b>Without Donor Restrictions</b>	<b>With Donor Restrictions</b>	<b>Total</b>
<b>Revenues and other support</b>						
Revenues from grants and contracts	108,737,038	—	108,737,038	175,050,090	—	175,050,090
Other	3,079	—	3,079	154,116	—	154,116
Dividends & interest	5,413	—	5,413	4,630	—	4,630
Net assets released from restrictions	—	—	—	94,297	(94,297)	—
Total revenues and other support	108,745,530	—	108,745,530	175,303,133	(94,297)	175,208,836
<b>Expenses</b>						
Direct program services	106,172,584	—	106,172,584	171,102,538	—	171,102,538
Administration	2,567,533	—	2,567,533	3,940,789	—	3,940,789
Total expenses	108,740,117	—	108,740,117	175,043,327	—	175,043,327
Change in net assets	5,413	—	5,413	259,806	(94,297)	165,509
Net assets, beginning of year	1,004,249	—	1,004,249	744,443	94,297	838,740
<b>Net assets, end of year</b>	<b>\$ 1,009,662</b>	<b>\$ -</b>	<b>\$ 1,009,662</b>	<b>\$ 1,004,249</b>	<b>\$ -</b>	<b>\$ 1,004,249</b>



## ACTION – Contracts and Agreements

### FY2024 Local Match Agreements

Each year, Boards are required to secure match funds from local partners to receive federal funding for child care direct care services. The 2024 fiscal year total amount of local match required to access the federal child care funds is \$4,329,030. Staff has secured \$3,480,000 at this time with each of the local match partners listed below. Our efforts continue to secure the remaining match amount of \$849,030 to meet our match requirement by January 31, 2024. We will bring new partnership agreements and/or amendments to existing partners back for ratification in October. The table below represents the total amount of local match funds secured from the listed partners:

Local Match Partners	Local Amount	Federal Amount
Dallas ISD	\$1,100,000	\$2,200,000
Dallas College	\$1,150,000	\$2,300,000
City of Dallas	\$ 850,000	\$1,700,000
City of Mesquite	\$ 380,000	\$ 760,000
<b>Total Local Match Secured</b>	<b>\$3,480,000</b>	<b>\$6,960,000</b>
<i>WFSDallas FY2024 Child Care Local Match Target</i>	<i>\$4,329,030</i>	<i>\$8,658,060</i>
<i>Remaining Local Match</i>	<i>(\$ 849,030)</i>	<i>(\$1,698,060)</i>

**RECOMMENDATION:** Board authorization to accept the contribution for the Local Match agreements as specified above as part of the CCG FY2024 contract to provide direct care to eligible children, effective October 1, 2023.

### ChildCareGroup – FY 2024 Child Care Quality Contract (November 1st - October 30th)

CCG manages and operates the child care Texas Rising Star (TRS) program in Dallas County. Activities are aligned with the four certification categories determining the star level requiring coordination of allowable quality activities with procured vendors, providing mentoring services, and expanding access of quality care by increasing the number of TRS providers following the Texas Workforce Commission's TRS guidelines. The FY2024 funds consists of the following:

- \$ 3,670,000 for the management, operations, and coordination of all TRS activities to assist early learning programs in attaining a level of quality that exceeds the minimum standards for providing child care; and
- \$ 1,995,208 to provide mentoring/coaching services to all providers participating in the TRS program as well as those early learning programs onboarding to Texas Rising Star, maintaining and/or increasing their star level status.

**RECOMMENDATION:** Board authorization to contract with the existing child care quality contractor, ChildCareGroup at cost not exceed \$5,665,208, as specified above, effective November 1, 2023, pending the receipt of grant funds from the Texas Workforce Commission.

## DISCUSSION – TANF/CHOICES By the Numbers

In July, the Board participated in an onsite visit to the Redbird Workforce Center. Following the visit, we've had several discussions regarding the TANF/CHOICES program. The following information is available for discussion.

### **TANF Applicant**

A person who has applied for TANF benefits and is awaiting HHSC determination.

### **Mandatory**

TANF recipient who is required to participate in work activities to continue receipt of benefits.

### **Sanctioned**

TANF recipient whose case has been sanctioned and must demonstrate participation for four weeks for benefits to be reinstated.

### **Conditional Applicant**

A person who has applied for TANF but previously left the program while their case was penalized. The person must demonstrate participation for 4 weeks.

### **Exempt**

TANF recipient who is NOT required to participate in work activities to receive benefits.

### **Choices Plus**

Post-program services for employed former participants to retain employment.

## **The TANF Recipient:**

Choices is an Employment and Training Program with a work first philosophy. All TANF recipients are eligible to receive Choices services in order to find, obtain, or retain employment.

TANF customers typically have significant needs due to situational challenges and require intensive case management assistance to address these issues. Examples:

- Lack of transportation
- Lack of safe, reliable childcare
- Housing insecurity
- Health challenges
- Disability
- Limited education and/or work skills

## Choices Case Management Services for Exempt: The Opportunity

Some TANF Recipient cases are deemed Exempt by HHSC. Exempt recipients may volunteer to take advantage of Choices services, however, there is no penalty if they do not meet the work requirement. Some reasons for Exempt status:

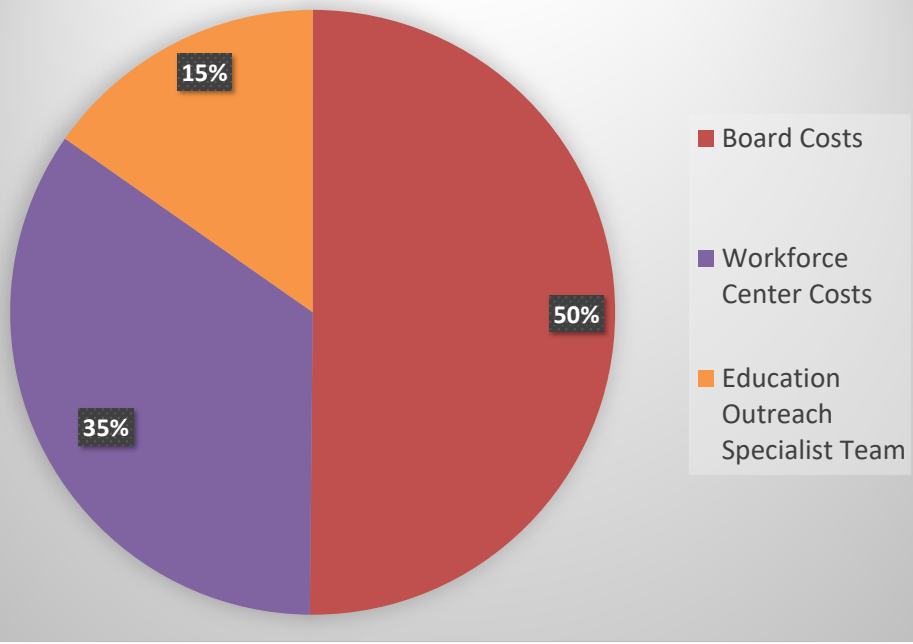
- A grandparent receiving on behalf of an eligible child
- A person providing care to a disabled child
- A person who is disabled
- A person who is pregnant or parenting their first child, up to 12 months old.

A predominant number of cases are exempt and require intensive outreach efforts to engage in work activities.

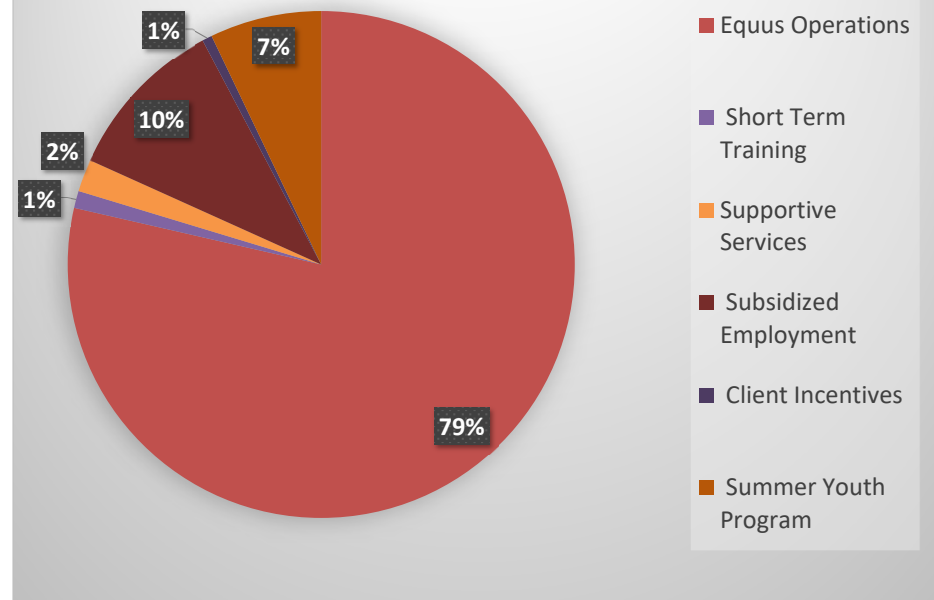
Through creative strategies and focused service coordination with community agencies we believe there is opportunity to help these individuals enter the workforce.



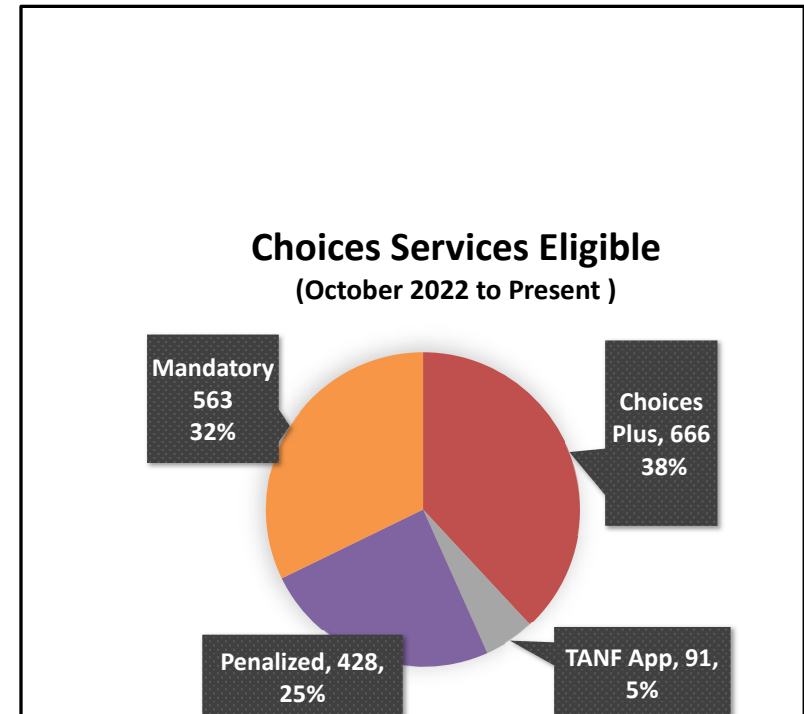
Choices Board \$2.6M Budget



Choices Services \$4.8M Budget



Board Costs	\$ 1,313,715.37
Workforce Center Costs	\$ 906,066.63
Education Outreach Specialist Team	\$ 400,000.00
Equus Operations	\$ 3,771,995.12
Short Term Training	\$ 52,291.91
Supportive Services	\$ 99,392.77
Subsidized Employment	\$ 504,416.68
Client Incentives	\$ 29,925.32
Summer Youth Program	\$ 341,978.20



Staffing to provide case management, and vital services include 21 full time staff/direct charged:

TANF Program Manager, Talent Development Specialists, Job Developer/Business Services staff, Case Outreach Specialist, Subsidized Employment Specialist, Talent Development Supervisor, Talent Development Specialists, and an Outreach Team.

Additional professionals are cost allocated to the grant including training facilitators, quality manager, monitors, performance analysts, finance and accounting personnel, community outreach, business services manager, talent engagement specialists, center directors, call center team and manager, Project Director, Deputy Director, Staff Trainers, security guards and human resources.

## ACTION - Procurement

### Legal Services

WFSDallas released a procurement for legal services with a deadline of Thursday, September 7, 2023. Responsive proposals were received from two firms Barnes and Thornburg, LLP and Taylor, Olson, Adkins, Sralla & Elam, LLP (TOASE). Due to the significance of this service, the evaluation team requested additional information to conduct a thorough review of the responses. We will re-evaluate the material received and make a recommendation at the October board of directors meeting. We appreciate your patience.

### Upcoming Procurements

Proposed procurements for 2024 includes:

- Data-informed Strategic Planning (late 2023 – early 2024)
- Management of Child Care Services (spring)
- Automated procurement system (spring)
- Encouraging Employer Engagement (summer)
- Vendor Services (fall)

## ACTION - Policy

### No Local Flexibility (NLF) - Child Care Services

TWC postponed the release of their new database system which impacts the implementation of State policy. Local policies continue to be in place pending the implementation of the new WD Letters, state system and guidance from TWC.

### Board Contract Year 2024 Child Care Provider Payment Rates

**NLF** – TWC issued guidance based on the 2023 Texas Child Care Market Rate Survey in addition to the 2023 Cost of Quality Price Modeling Report. The maximum payment rate for licensed homes and registered homes will be set at the 75<sup>th</sup> percentile in accordance with the most recent Market Rate Survey. The rate increases are effective October 1, 2023.

[https://twc.texas.gov/files/policy\\_letters/20-23-twc.pdf](https://twc.texas.gov/files/policy_letters/20-23-twc.pdf)

### Reemployment Services and Eligibility Assessment - RESEA

**NLF**- RESEA is a federal grant program allowing states to provide intensive reemployment assistance to individuals who are receiving UI and who are likely to exhaust benefits before becoming reemployed. This policy requires local boards to ensure proper documentation for appointment cancellations/no shows, RESEA program activities, participation exemptions, and claimant outreach. [https://twc.texas.gov/files/policy\\_letters/13-23-twc.pdf](https://twc.texas.gov/files/policy_letters/13-23-twc.pdf)

### WIOA Youth Program Elements Update

**NLF**- TWC issued Technical Assistance Bulletin 289, Change 3 to include updated definitions for comprehensive guidance and counseling, clarification to enrollment processes, use of self-attestation, and compliance with WIOA regulations §681.460, making available each of the 14 elements available to youth program participants.

[https://twc.texas.gov/files/policy\\_letters/tab-289-ch3.pdf](https://twc.texas.gov/files/policy_letters/tab-289-ch3.pdf)

**RECOMMENDATION:** Board authorization to approve policy changes presented above.

## ACTION: Endorsement of External Applications/Agreements Update

Status of External Grants:	
Funded, Pending and Un-funded	
NEW – South Dallas Fair Park Opportunity Fund	WFSDDallas supported a partnership with the Regional Hispanic Contractors Association. If selected for funding, a MOU will be developed within 60 days following grant award to support the partnership and negotiate specifics.
NEW – National Science Foundation (NSF)	WFSDDallas supported the Dallas College and Tarrant County College NSF grant application that offers adult workers opportunities within the semiconductor industry. An accelerated workforce program that applies the FAME USA model.
NEW – AARP Foundation, Senior Community Service Employment Program	WFSDDallas is partnering with AARP to add three new staff to the Redbird workforce center for three months. The Partnership may be extended for a longer period pending agreement by both parties.
Economic Development Administration	WFSDDallas supported the SMU proposed Tech Hub centered in the Texoma region, including North Central Texas and Southern Oklahoma. The Texoma Semiconductor Innovation Consortium will respond to local and global needs for current and future semiconductor systems.
Economic Development Administration	WFSDDallas collaborates with UTA and other partners in the DFW and Oklahoma regions for a Technology Hub Designation to create a Central Biomanufacturing Innovation Hub along the I-35 Corridor.
Economic Development Administration	WFSDDallas supported Tarleton State University Center grant application serving the Dallas – Fort Worth Metro. Statistical Area. The Center will disseminate economic development data and policy research to inform legislative policymakers and stakeholders.
US Department of Labor and US Department of Justice	WFSDDallas submitted a joint grant application with the Texas Workforce Commission and several other state-wide board areas to serve Hutchins and Seagoville locations in Dallas County to serve 200 participants with a budget of \$3,000,000 (phases 1-3).
Texas Workforce Commission – Self Sufficiency Grant Funds (SSF)	WFSDDallas supported the SSF grant submitted by Aspires focused on upskilling opportunities within logistics and healthcare industries resulting in recognized credentials and employment opportunities with a total budget of \$499,360.
Texas Workforce Commission – Skills Development Grant Funds (SDF)	WFSDDallas supported a Dallas College SDF grant which included a consortium of employers including On-Target, KPOST, MINT Dentistry, Kofile Tech., The Richards Group and VetIQ Staffing. Proposed skills training plans to upskill 114 new employees, and 724 current workers with a total budget of \$1,234,461.
US Dept of Labor	American GI Forum National Veterans Outreach Program submitted a grant to offer services to homeless veterans to include housing, employment assistance, job placement, economic opportunities, and support for family.
Federal Transit Administration Persistent Poverty	Dallas Area Rapid Transit submitted a grant application to support a new transit facility in the southern part of Dallas to enhance passenger access to the growing Reimagine Red Bird mixed use development and a new transit facility in the eastern part of Dallas. The funding will enable DART to quickly advance site planning, stakeholder collaboration and preliminary design for both proposed transit facilities.

**RECOMMENDATION:** Board authorization to ratify support for grant applications and partnership presented above.

# BOARD SUMMARY REPORT - CONTRACTED MEASURES

Year-to-Date Performance Periods\*

BOARD NAME: **DALLAS**

**FINAL RELEASE**  
As Originally Published 9/5/2023  
**JULY 2023 REPORT**

Status Summary		With Positive Performance (+P):	Meeting Performance (MP):	With Negative Performance (-P):	% +P & MP											
Contracted Measures		5	14	1	95.00%											
Source	Measure	Status	% Current Target	Current Target	EOY Target	Current Perf.	Prior Year End	2 Years Ago YE	YTD Num	YTD Den	QTR 1	QTR 2	QTR 3	QTR 4	From	To
Notes																

## WIOA Outcome Measures

DOL-C 1	Employed Q2 Post Exit – Adult (DOL)	MP	105.14%	72.00%	72.00%	75.70%	67.10%	63.70%	262 346		74.30%	73.20%	76.60%	78.80%	7/21	6/22
DOL-C 1	Employed Q4 Post Exit – Adult (DOL)	MP	106.25%	70.40%	70.40%	74.80%	60.70%	64.70%	273 365		76.50%	71.00%	74.30%	78.90%	1/21	12/21
DOL-C 1	Median Earnings Q2 Post Exit – Adult (DOL)	MP	104.93%	\$6,900.00	\$6,900.00	\$7,240.43	\$6,216.58	\$7,297.50	n/a 257		\$6,536.25	\$6,345.61	\$7,960.56	\$9,330.85	7/21	6/22
DOL-C 1,2	Credential Rate – Adult (DOL)	MP	100.37%	82.00%	82.00%	82.30%	79.90%	76.40%	251 305		85.50%	83.30%	82.80%	75.90%	1/21	12/21
DOL-C 3	Measurable Skills Gains - Adult (DOL)	---	-----	-----	-----	35.30%	78.70%	66.10%	30 85		-----	-----	-----	-----	7/23	7/23
DOL-C 1	Employed Q2 Post Exit – DW (DOL)	MP	107.91%	75.90%	75.90%	81.90%	72.90%	73.60%	177 216		85.70%	78.30%	80.00%	81.60%	7/21	6/22
DOL-C 1	Employed Q4 Post Exit – DW (DOL)	MP	107.93%	73.10%	73.10%	78.90%	73.70%	83.80%	236 299		81.20%	77.60%	83.10%	71.70%	1/21	12/21
DOL-C 1	Median Earnings Q2 Post Exit – DW (DOL)	+P	123.53%	\$9,400.00	\$9,400.00	\$11,611.69	\$10,076.91	\$9,972.90	n/a 172		\$9,576.06	\$12,274.78	\$12,557.71	\$12,911.50	7/21	6/22
DOL-C 1,4	Credential Rate – DW (DOL)	MP	99.06%	85.00%	85.00%	84.20%	85.60%	82.60%	170 202		85.70%	84.80%	83.30%	81.30%	1/21	12/21
DOL-C 3	Measurable Skills Gains - DW (DOL)	---	-----	-----	-----	20.30%	76.50%	65.30%	12 59		-----	-----	-----	-----	7/23	7/23
DOL-C 1	Employed/Enrolled Q2 Post Exit – Youth (DOL)	MP	109.19%	70.70%	70.70%	77.20%	73.40%	66.70%	332 430		79.80%	79.00%	79.80%	70.50%	7/21	6/22
DOL-C 1	Employed/Enrolled Q4 Post Exit – Youth (DOL)	MP	108.13%	72.60%	72.60%	78.50%	72.30%	66.40%	317 404		66.70%	76.30%	84.20%	77.80%	1/21	12/21
DOL-C 1	Median Earnings Q2 Post Exit – Youth (DOL)	+P	126.88%	\$4,000.00	\$4,000.00	\$5,075.33	\$4,300.37	\$2,591.09	n/a 331		\$4,403.99	\$5,069.35	\$6,290.68	\$5,078.66	7/21	6/22
DOL-C 1,5	Credential Rate – Youth (DOL)	+P	122.10%	56.10%	56.10%	68.50%	64.70%	64.90%	89 130		72.70%	66.70%	57.10%	82.90%	1/21	12/21
DOL-C 3	Measurable Skills Gains - Youth (DOL)	---	-----	-----	-----	11.40%	60.10%	53.40%	10 88		-----	-----	-----	-----	7/23	7/23
LBB-K 1	Employed/Enrolled Q2 Post Exit – C&T Participants Except Other	MP	99.12%	68.10%	68.10%	67.50%	62.60%	61.00%	11,532 17,091		68.80%	68.20%	67.50%	65.20%	7/21	6/22
LBB-K 1	Employed/Enrolled Q2-Q4 Post Exit – C&T Participants Except Other	MP	103.12%	83.40%	83.40%	86.00%	83.90%	79.70%	8,558 9,956		84.80%	84.20%	87.30%	86.50%	1/21	12/21
LBB-K 1	Credential Rate – C&T Participants	+P	111.26%	70.90%	70.90%	78.88%	74.51%	78.91%	579 734		82.18%	80.20%	76.64%	76.39%	1/21	12/21

Note: In some cases historic data not available at time of original publication (such as when a new measure is created) has been added to the MPR retroactively to allow trend analysis.



# BOARD SUMMARY REPORT - CONTRACTED MEASURES

Year-to-Date Performance Periods\*

BOARD NAME: **DALLAS**

**FINAL RELEASE**  
As Originally Published 9/5/2023  
**JULY 2023 REPORT**

Source	Measure	Status	% Current Target	Current Target	EOY Target	Current Perf.	Prior Year End	2 Years Ago YE	YTD Num	YTD Den	QTR 1	QTR 2	QTR 3	QTR 4	From	To
Notes																

## WIOA Outcome Measures

- This measure is now sourced from the TWC EDW and aligns, but not necessarily match depending on timing, with what you see on the Tableau dashboard. There are no known issues with this data, its report, or population into the MPR.
- This measure was corrected to ensure that a Participant is included in the Adult Credential Rate ONLY if the person received Training Services (other than OJT) funded by WIOA Adult Local funding by the Board being reported. If the person was included in the Credential Rate for another Board or program but does not meet the previous conditions, the person would not be included in this measure for this Board. The data should align, but not necessarily match depending on timing, with what you see on the Tableau dashboard.
- This measure is now sourced from the TWC EDW and aligns, but not necessarily match depending on timing, with what you see on the Tableau dashboard. There is ONE known issue with this data related to the MSG start and end dates that in some cases might result in a person being reported in the wrong year. This is a very limited number of cases and has an even lesser impact on this year than last but it is being addressed and resolved for EOY reporting.
- This measure was corrected to ensure that a Participant is included in the DW Credential Rate ONLY if the person received Training Services (other than OJT) funded by WIOA DW Local funding by the Board being reported. If the person was included in the Credential Rate for another Board or program but does not meet the previous conditions, the person would not be included in this measure for this Board. The data should align, but not necessarily match depending on timing, with what you see on the Tableau dashboard.
- This measure was corrected to ensure that a Participant is included in the Youth Credential Rate ONLY if the person was an OSY and received Training Services (other than OJT) OR an OSY who went back into education OR was included (and in all cases, funded by WIOA Youth Local funding by the Board being reported). If the person was included in the Credential Rate for another Board or program but does not meet the previous conditions, the person would not be included in this measure for this Board. The data should align, but not necessarily match depending on timing, with what you see on the Tableau dashboard. The original June publication had an error regarding ISY that has been corrected with this reissued report.

## Reemployment and Employer Engagement Measures

TWC	Claimant Reemployment within 10 Weeks	-P	88.06%	59.96%	59.96%	52.80%	59.11%	71.92%	13,985	26,487	59.31%	50.85%	51.22%	45.67%	7/22	4/23
TWC	Employers Receiving Workforce Assistance from Boards or Self-Service	MP	98.31%	8,235	9,555	8,096	n/a	n/a	----	----	----	----	----	----	10/22	7/23

## Program Participation Measures

TWC	Choices Full Engagement Rate - All Family Total	+P	115.08%	50.00%	50.00%	57.54%	57.90%	13.35%	68	120	53.29%	55.35%	61.91%	63.72%	10/22	7/23
TWC	Avg # Children Served Per Day - Comb. (Oct-Mar)	MP	103.36%	15,554	15,554	16,077	n/a	n/a	2,090,042	130	----	----	----	----	10/22	3/23
TWC	Avg # Children Served Per Day - Comb. (Apr-Sep)	n/a	n/a	n/a	16,102	n/a	n/a	n/a	n/a	n/a	----	----	----	----	4/23	7/23
TWC	Avg # Children Served Per Day - Combined	MP	104.98%	15,773	15,828	16,559	14,148	12,986	3,576,765	216	15,587	16,568	17,269	17,344	10/22	7/23

- TWC performance had a mid-year adjustment to targets that resulted in a reduction in targets for the first half of the year (Oct to Mar) and then added funding to allow targets to return to the original levels from Apr to Sep. This means that the individual Apr-Sep MPRs will be a weighted average based on 6 months of the Oct to Mar target and however many months we have of the Apr to Sep target. The EOY target is the average of the two 6 month targets.

Note: In some cases historic data not available at time of original publication (such as when a new measure is created) has been added to the MPR retroactively to allow trend analysis.

# AT-A-GLANCE COMPARISON - BOARD CONTRACTED MEASURES

Percent of Target (Year-to-Date Performance Periods)

**FINAL RELEASE**  
As Originally Published 9/5/2023

## JULY 2023 REPORT

Green = +P    White = MP    Yellow = MP but At Risk    Red = -P

Board	WIOA Outcome Measures														
	Adult					DW					Youth				
	Employed Q2 Post-Exit	Employed Q4 Post-Exit	Median Earnings Q2 Post-Exit	Credential Rate	Measurable Skills Gains (YTD-Only)	Employed Q2 Post-Exit	Employed Q4 Post-Exit	Median Earnings Q2 Post-Exit	Credential Rate	Measurable Skills Gains (YTD-Only)	Employed/Enrolled Q2 Post-Exit	Employed/Enrolled Q4 Post-Exit	Median Earnings Q2 Post-Exit	Credential Rate	Measurable Skills Gains (YTD-Only)
Alamo	99.03%	101.91%	117.39%	106.36%	n/a	105.66%	98.12%	115.05%	90.24%	n/a	98.01%	103.79%	94.10%	100.18%	n/a
Borderplex	102.13%	98.43%	128.03%	116.77%	n/a	85.84%	94.15%	112.58%	82.45%	n/a	103.43%	114.15%	119.69%	117.59%	n/a
Brazos Valley	97.50%	88.81%	117.69%	103.43%	n/a	98.82%	104.10%	82.23%	100.12%	n/a	105.26%	114.13%	109.57%	51.50%	n/a
Cameron	98.12%	97.22%	114.40%	106.26%	n/a	88.24%	82.35%	84.22%	115.06%	n/a	100.12%	93.75%	131.73%	105.88%	n/a
Capital Area	100.56%	108.50%	94.35%	105.49%	n/a	104.22%	89.06%	110.33%	89.06%	n/a	107.53%	124.14%	172.89%	92.56%	n/a
Central Texas	100.82%	107.91%	112.20%	106.99%	n/a	108.17%	113.27%	101.79%	108.66%	n/a	102.70%	103.25%	103.59%	60.02%	n/a
Coastal Bend	110.19%	96.20%	128.30%	100.46%	n/a	109.02%	96.57%	124.41%	100.88%	n/a	97.45%	107.95%	118.12%	98.34%	n/a
Concho Valley	90.71%	101.65%	133.70%	106.71%	n/a	100.82%	122.85%	111.53%	106.12%	n/a	106.53%	122.64%	249.91%	98.45%	n/a
Dallas	105.14%	106.25%	104.93%	100.37%	n/a	107.91%	107.93%	123.53%	99.06%	n/a	109.19%	108.13%	126.88%	122.10%	n/a
Deep East	107.04%	109.42%	101.03%	92.91%	n/a	110.33%	118.98%	100.74%	118.47%	n/a	86.27%	116.94%	98.91%	90.04%	n/a
East Texas	95.81%	96.60%	116.30%	103.15%	n/a	102.92%	92.86%	97.20%	83.29%	n/a	107.49%	119.77%	114.66%	108.92%	n/a
Golden Crescent	113.92%	111.58%	117.30%	90.98%	n/a	95.35%	110.71%	124.89%	108.59%	n/a	118.32%	84.54%	164.40%	207.47%	n/a
Gulf Coast	106.67%	105.81%	101.54%	99.24%	n/a	100.38%	105.42%	114.19%	94.47%	n/a	98.44%	104.61%	127.49%	96.70%	n/a
Heart of Texas	95.81%	106.38%	46.26%	94.56%	n/a	95.06%	99.45%	102.32%	100.49%	n/a	94.36%	105.77%	103.94%	106.43%	n/a
Lower Rio	87.41%	103.40%	142.86%	114.11%	n/a	92.50%	93.14%	124.23%	110.94%	n/a	108.95%	107.05%	142.66%	106.78%	n/a
Middle Rio	87.53%	113.21%	78.18%	135.00%	n/a	117.65%	102.94%	167.89%	117.65%	n/a	85.80%	91.41%	89.87%	64.94%	n/a
North Central	106.67%	106.60%	107.68%	100.46%	n/a	99.34%	105.95%	113.55%	90.95%	n/a	118.61%	115.89%	103.48%	99.64%	n/a
North East	98.35%	111.38%	93.58%	104.73%	n/a	95.18%	93.53%	122.14%	93.68%	n/a	108.09%	117.84%	143.92%	158.35%	n/a
North Texas	93.65%	93.26%	97.84%	99.17%	n/a	117.65%	111.06%	132.69%	103.76%	n/a	55.35%	125.00%	60.27%	120.05%	n/a
Panhandle	105.18%	100.73%	108.19%	95.98%	n/a	95.29%	111.76%	110.11%	92.24%	n/a	101.49%	100.88%	153.90%	107.56%	n/a
Permian Basin	115.96%	97.46%	83.41%	97.59%	n/a	97.76%	98.24%	143.61%	93.06%	n/a	103.55%	129.54%	148.42%	122.61%	n/a
Rural Capital	80.14%	98.23%	111.47%	111.64%	n/a	100.26%	110.67%	102.90%	106.59%	n/a	97.79%	121.66%	124.76%	103.85%	n/a
South Plains	106.94%	116.71%	123.92%	95.24%	n/a	84.00%	100.82%	106.54%	105.29%	n/a	97.18%	100.00%	120.63%	100.29%	n/a
South Texas	66.35%	85.77%	136.60%	118.20%	n/a	91.53%	71.88%	105.35%	117.65%	n/a	87.87%	86.50%	94.24%	120.05%	n/a
Southeast	116.25%	104.67%	129.07%	87.35%	n/a	94.94%	102.60%	100.95%	85.30%	n/a	101.13%	105.70%	87.78%	94.70%	n/a
Tarrant	100.14%	95.03%	126.57%	84.29%	n/a	101.14%	99.28%	109.22%	86.31%	n/a	104.13%	113.17%	134.04%	100.59%	n/a
Texoma	96.94%	106.66%	93.71%	106.97%	n/a	81.24%	109.44%	106.82%	107.88%	n/a	90.32%	104.13%	140.47%	140.97%	n/a
West Central	99.29%	94.55%	93.82%	110.27%	n/a	101.80%	104.24%	172.74%	117.65%	n/a	98.04%	112.10%	100.59%	177.80%	n/a
<b>+P</b>	4	4	15	6	0	3	7	16	6	0	2	13	17	9	0
<b>MP</b>	20	22	10	20	0	21	18	10	17	0	22	13	8	16	0
<b>-P</b>	4	2	3	2	0	4	3	2	5	0	4	2	3	3	0
<b>% MP &amp; +P</b>	86%	93%	89%	93%	N/A	86%	89%	93%	82%	N/A	86%	93%	89%	89%	N/A
From	7/21	1/21	7/21	1/21		7/21	1/21	7/21	1/21		7/21	1/21	7/21	1/21	
To	6/22	12/21	6/22	12/21		6/22	12/21	6/22	12/21		6/22	12/21	6/22	12/21	

Percent of Target (Year-to-Date Performance Periods)

Green = +P    White = MP    Yellow = MP but At Risk    Red = -P

Board	WIOA Outcome Measures (cont.)			Reemployment and Employer Engagement		Participation		Total Measures			
	C&T Participants			Claimant ReEmployment within 10 Weeks	Employers Rcvg Wkfc Asst Fm Bds or Self Svc	Choices Full Engagement Rate	Average # Children Served Per Day-Combined 10/22-3/23 YTD-Only)	+P	MP	-P	% MP & +P
	Employed/Enrolled Q2 Post-Exit	Employed/Enrolled Q2-Q4 Post-Exit	Credential Rate								
Alamo	99.56%	105.04%	95.47%	93.35%	96.02%	126.72%	n/a	4	13	1	94%
Borderplex	98.53%	103.24%	124.37%	92.47%	99.54%	115.08%	n/a	8	7	3	83%
Brazos Valley	97.21%	101.80%	77.24%	102.80%	82.45%	98.28%	n/a	2	11	5	72%
Cameron	106.46%	101.68%	125.50%	99.33%	110.60%	116.32%	n/a	7	8	3	83%
Capital Area	100.44%	104.92%	93.88%	87.00%	95.66%	110.76%	n/a	4	10	4	78%
Central Texas	101.47%	101.68%	96.02%	100.53%	87.26%	110.56%	n/a	3	13	2	89%
Coastal Bend	101.91%	102.88%	102.30%	103.12%	106.36%	113.92%	n/a	6	12	0	100%
Concho Valley	106.61%	104.56%	102.03%	106.00%	95.24%	118.54%	n/a	8	10	0	100%
Dallas	99.12%	103.12%	111.26%	88.06%	98.31%	115.08%	n/a	5	12	1	94%
Deep East	102.35%	102.52%	112.84%	99.45%	112.29%	116.14%	n/a	7	10	1	94%
East Texas	103.67%	104.08%	97.05%	110.03%	103.00%	101.58%	n/a	4	13	1	94%
Golden Crescent	109.69%	106.83%	102.92%	96.60%	104.31%	140.00%	n/a	11	6	1	94%
Gulf Coast	97.94%	102.64%	97.09%	95.28%	88.89%	118.60%	n/a	3	14	1	94%
Heart of Texas	104.85%	105.28%	92.65%	105.78%	92.71%	119.36%	n/a	3	12	3	83%
Lower Rio	105.87%	101.20%	125.46%	107.08%	102.19%	145.28%	n/a	9	8	1	94%
Middle Rio	102.64%	94.84%	91.72%	96.18%	88.72%	119.14%	n/a	6	4	8	56%
North Central	98.68%	104.44%	95.49%	90.52%	111.24%	130.72%	n/a	5	12	1	94%
North East	94.13%	103.36%	114.29%	98.55%	123.85%	97.88%	n/a	7	10	1	94%
North Texas	102.64%	103.36%	119.48%	103.87%	85.18%	106.88%	n/a	7	8	3	83%
Panhandle	105.14%	103.24%	113.62%	106.05%	106.23%	119.20%	n/a	8	10	0	100%
Permian Basin	104.11%	102.52%	103.20%	108.02%	91.36%	105.44%	n/a	7	9	2	89%
Rural Capital	101.91%	106.24%	118.80%	92.01%	95.50%	122.44%	n/a	8	8	2	89%
South Plains	104.70%	103.24%	109.44%	110.53%	118.49%	92.66%	n/a	6	10	2	89%
South Texas	96.77%	99.40%	141.04%	95.38%	115.32%	126.00%	n/a	7	6	5	72%
Southeast	105.43%	103.12%	94.03%	109.30%	107.53%	109.16%	n/a	6	8	4	78%
Tarrant	99.56%	103.60%	86.97%	94.43%	104.92%	103.30%	n/a	3	11	4	78%
Texoma	101.32%	105.04%	125.94%	96.35%	90.97%	97.52%	n/a	4	12	2	89%
West Central	95.01%	103.00%	121.21%	119.98%	97.68%	105.26%	n/a	8	10	0	100%
<b>+P</b>	6	5	13	9	9	22	0	166			
<b>MP</b>	21	22	9	12	11	5	0	277			
<b>-P</b>	1	1	6	7	8	1	0	61			
<b>% MP &amp; +P</b>	96%	96%	79%	75%	71%	96%	N/A	88%			
From	7/21	1/21	1/21	7/22	10/22	10/22		From			
To	6/22	12/21	12/21	4/23	7/23	7/23		To			

## Texas Labor Participation Rate



The Dallas County unemployment rate is lower than the State but is in line with the state averages. The level of employed continues to be the highest on record. The Texas Labor Force Participation Rate has increased year over year for July.

Average Weekly Wages for the 1<sup>st</sup> Qtr 2023 for Dallas County, Texas and US is stronger than the year prior.

### Dallas County Labor Force Statistics

	Jul-23	Jun-23	Jul-22	Yearly Change
Civilian Labor Force	1,486,556	1,469,046	1,420,591	65,965
Employed	1,422,814	1,410,439	1,366,128	56,686
Unemployed	63,742	58,607	54,463	9,279
Unemployment Rate	4.3	4.0	3.8	0.5

### TX Labor Force Statistics

	Jul-23	Jun-23	Jul-22	Yearly Change
Civilian Labor Force	15,180,378	15,047,054	14,678,367	502,011
Employed	14,496,912	14,418,818	14,088,346	408,566
Unemployed	683,466	628,236	590,021	93,445
Unemployment Rate	4.5	4.2	4.0	0.5

### US Labor Force Statistics

	Jul-23	Jun-23	Jul-22	Yearly Change
Civilian Labor Force	168,354,000	167,910,000	165,321,000	3,033,000
Employed	161,982,000	161,559,000	159,067,000	2,915,000
Unemployed	6,372,000	6,351,000	6,255,000	117,000
Unemployment Rate	3.8	3.8	3.8	0

### Average Weekly Wage Comparison - 1st Quarter 2023 - 1st Quarter 2022

	Quarter1 2023	Quarter1 2022	Yearly Change
Dallas County	\$1,804	\$1,690	\$114
Texas	\$1,480	\$1,369	\$111
US	\$1,465	\$1,374	\$91

## Workforce System Impact

### WIOA Adult Impact

An Adult customer completed CDL Truck Driving Training with Continental. The pre-employment four quarters of wages were \$10,535. After training and job search, his four quarters of post employment wages are \$88,581.

### WIOA Dislocated Worker Impact

A Dislocated Worker customer started Technical Support Specialist training. The pre-employment four quarters of wages were \$65,000. After job search assistance, his four quarters of post employment wages are \$168,626

### WIOA Youth Impact

A young adult completed CDL Truck Driving Training with Continental. The pre-employment four quarters of wages were \$38,846. After training and job search his four quarters of postemployment wages are \$73,443.

## Dallas County Warn Notices 2023

Dallas County Employers issuing WARN notices	# Impacted
AAC Holding Corporation	188
Appfolio, Inc.	38
Bedding Acquisition, LLC	74
Bedding Acquisition, LLC (Grand Prairie Plant)	23
CVS Health (Richardson)	167
David's Bridal, LLC (Mesquite)	27
David's Bridal, LLC (North Dallas)	33
Freedom Graphic Systems Inc.	59
Information Technology Coalition Inc. (Irving)	370
Interceramic Manufacturing Facility	161
Interceramic Tile & Stone Gallery	15
Makita U.S.A., Inc. Distribution Center	4
Monitronics International, Inc. dba Brinks Home	20
Service Experts	76
Transdev Inc,	83
TUSimple	76
Vibra Hospital of Desoto	76
Yellow Freight (Dallas)	530
<b>Grand Total</b>	<b>2,020</b>

Under certain circumstances, the Worker Adjustment and Retraining Notification (WARN) Act requires employers to provide notice 60 days in advance of plant closures or mass layoffs. The WARN Act is intended to offer protection to workers, their families and communities.

Previous Warn Layoffs	
2023*	2,020
2022	849
2021	1,863
2020	11,714

\*2023 only through September

### Rapid Response Definition:

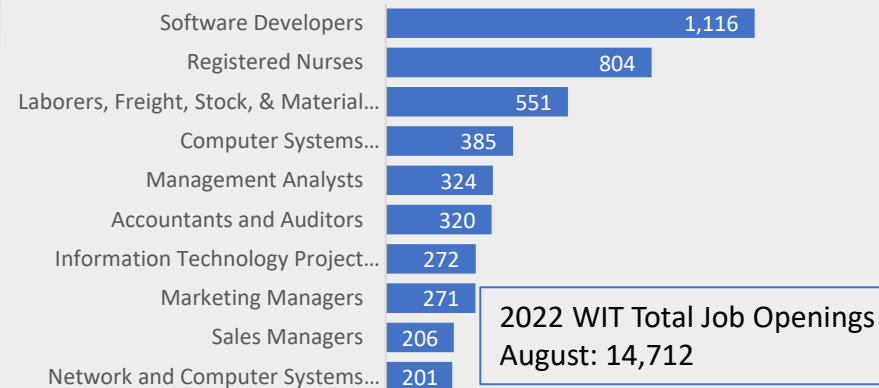
When businesses close plants or lay off workers, Texas Workforce Solutions can provide immediate on-site services to assist workers facing job losses. Rapid Response provides early intervention assistance designed to transition workers to their next employment as soon as possible. Rapid Response services are tailored to each company, based on the needs of the affected employees.

### Rapid Response Services:

Rapid Response services cover the following topics.

- WorkInTexas.com: Job search assistance through the state's online job matching service serves as a focal point for many of the workshops. Registering in WorkInTexas.com is required for receiving unemployment benefits.
- Unemployment insurance: Information on basic eligibility for unemployment benefits and how to apply.
- Accessing community resources
- Job application and résumé preparation
- Assessing accomplishments and skills
- Résumé development lab
- Interviewing skills and effective interviewing techniques
- Coping with job loss
- Labor market information: Includes a target and demand occupations list along with information on other occupational resources.
- Group stress management seminars: About managing the stress associated with job loss, its impact on the family unit and on maintaining community relationships.
- Group financial management seminars: About developing financial planning skills to maintain household & consumer finances, and negotiating manageable payment schedules with mortgage, finance and various lending institutions.

## Top 10 WIT Job Posting Comparison Year over Year August

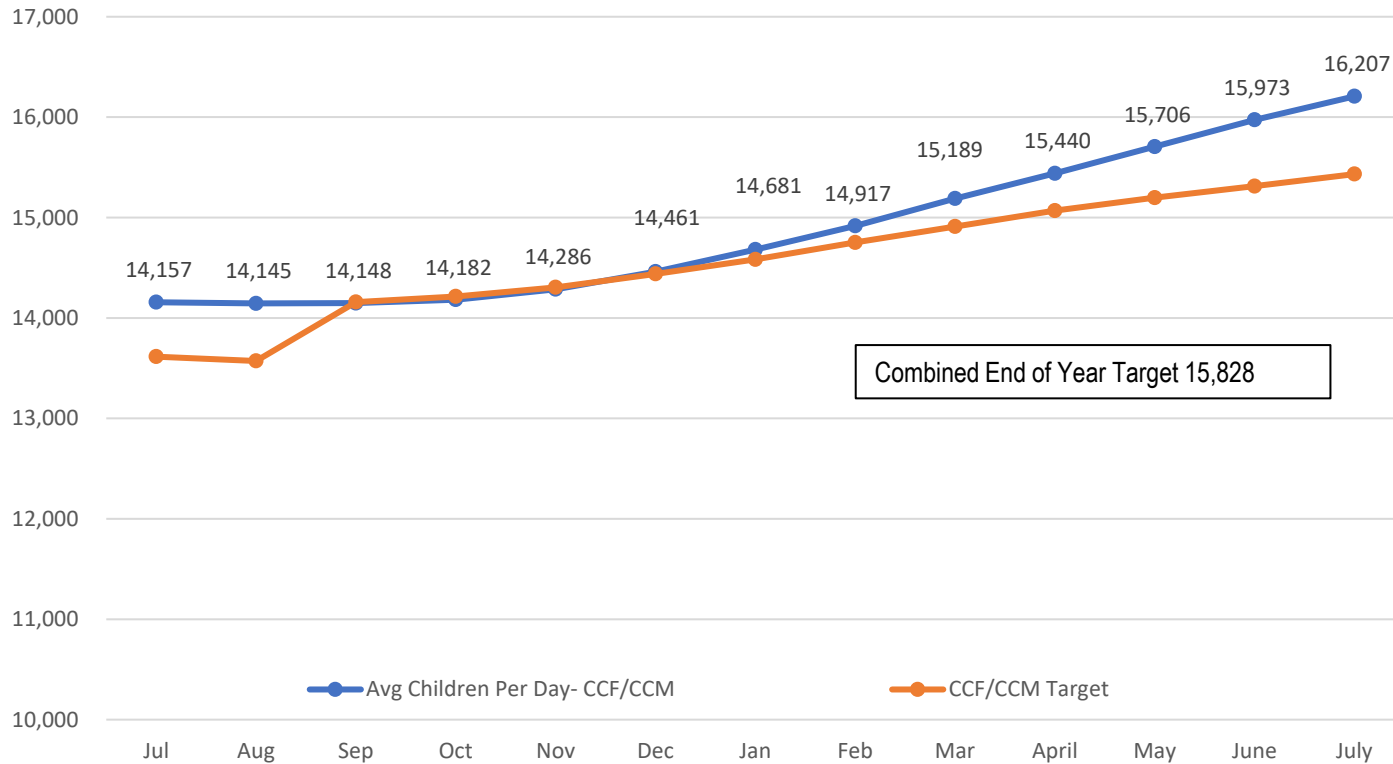


### Year over Year WIT Job Openings for August

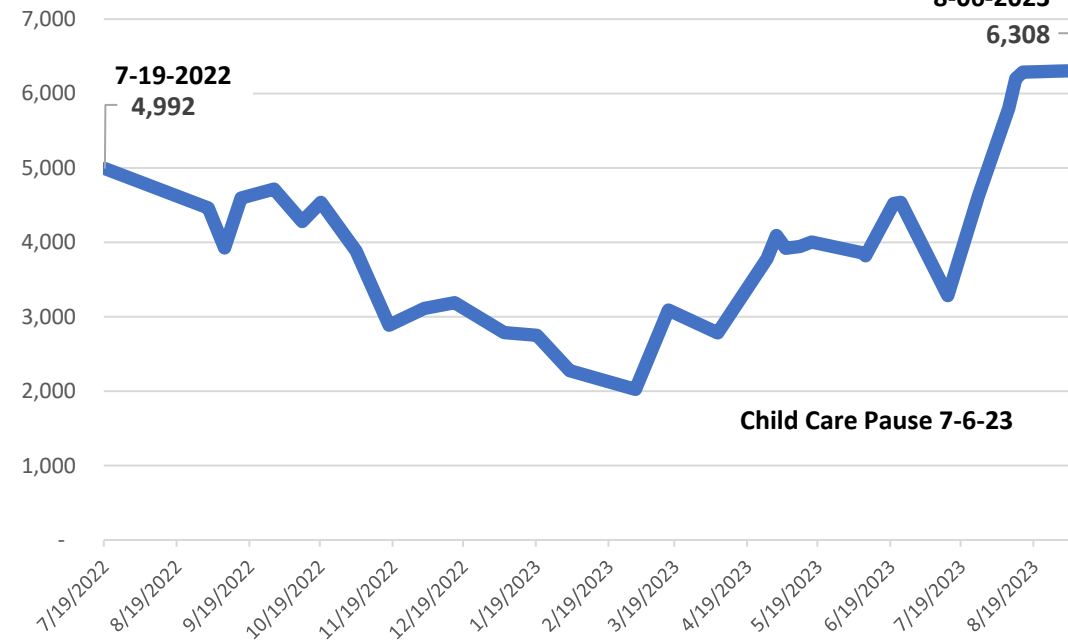
Year	WIT Job Openings
August 2023	12,581
August 2022	14,712
August 2021	20,145
August 2020	8,472
August 2019	8,450

# Child Care Subsidized Data

### Avg Children Per Day- CCF/CCM



### Child Care Waitlist



### Child Care Fund (CCF) and Child Care Match (CCM)

Target and Service Requirements

- Child is under 13 yrs. of age or child with disabilities under 19 yrs. of age
- Child is a US Citizen or legal immigrant
- Income verification - child resides with family whose income doesn't exceed 85% of the state median income (family of four less than \$72,582)
- Person standing in loco parentis for the child while the child's parent or parents are on military deployment
- Family meets definition of experiencing homelessness

# Child Care Quality Dashboard

July 2023

**Total Number of Providers**

**687**  
+0.00%  
vs. previous month

**Number of TRS Providers**

**174**   
+10.83%  
vs. previous month

**Number of TRS 2 Providers**

**2** ★★  
+0.00%  
vs. previous month

**Number of TRS 3 Providers**

**41** ★★★  
+13.89%  
vs. previous month

**Number of TRS 4 Providers**

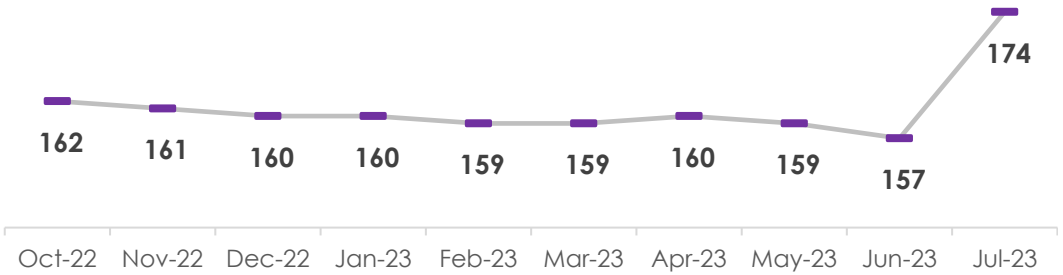
**131** ★★★★  
+10.08%  
vs. previous month

**Percentage of Child Care Providers**

25% of CCA providers in the Dallas County delivery area are TRS providers

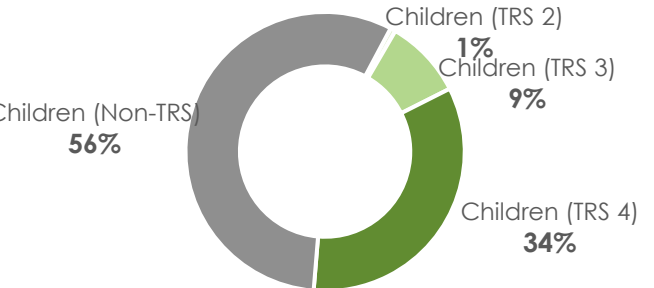


**Number of Texas Rising Star Providers By Month (FY2023)**

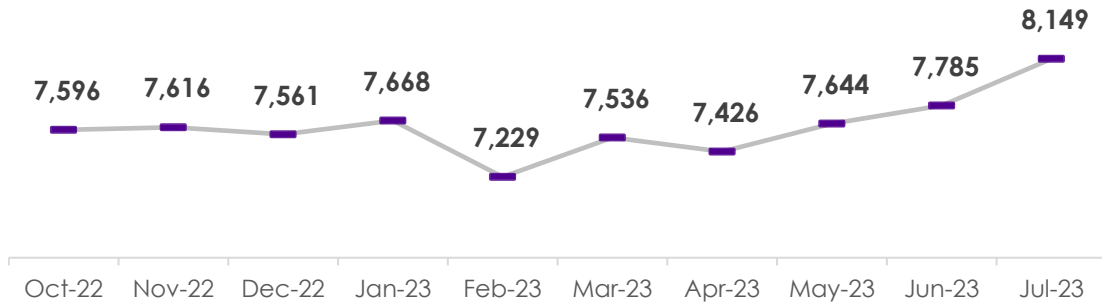


**Percentage of Children in Care**

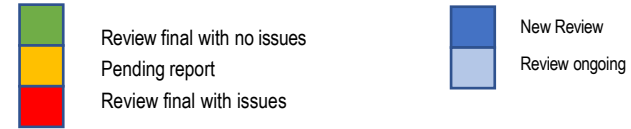
44% of children in care are enrolled in TRS providers



**Number of Children Enrolled in Texas Rising Star Providers By Month (FY2023)**



**QUALITY ASSURANCE AND OVERSIGHT- September 2023 Update**



Equus Fiscal review All programs and indirect cost review		<ul style="list-style-type: none"> <li>• <b>Status:</b> Review ongoing, additional documentation requested in the areas of expenditure disbursements, education/training payments and financial reporting</li> </ul>
Fiscal review AEL – Dallas College		<ul style="list-style-type: none"> <li>• <b>Status:</b> Review ongoing, additional documentation requested in the areas of financial reporting, non-personnel and personnel costs, work experience and close-outs.</li> </ul>
Fiscal review AEL – Wilkinson Center		<ul style="list-style-type: none"> <li>• <b>Status:</b> Review ongoing, additional documentation was requested in the areas of expenditure disbursements, financial reporting, cost allocation and insurance.</li> </ul>
Fiscal review CCG		<ul style="list-style-type: none"> <li>• <b>Status:</b> Review ongoing, additional documentation was requested in the areas of expenditure disbursements, non-personnel costs and insurance.</li> </ul>
Program review Dallas College Youth		<ul style="list-style-type: none"> <li>• <b>Status:</b> Review complete and pending the report from the monitor.</li> </ul>
Program review Choices – Equus		<ul style="list-style-type: none"> <li>• <b>Status:</b> Review complete and pending the report from the monitor.</li> </ul>
Program review SNAP - Equus		<ul style="list-style-type: none"> <li>• <b>Status:</b> Review complete and pending the report from the monitor.</li> </ul>

The Board is working with TWC Audit Resolution on two findings for SNAP and TANF from the last monitoring review and one finding on improper payments for CCG.